



WOMEN'S Basketball MEDIA GUIDE





TM

FIBA.COM/OLYMPICSWOMEN

 FIBA  FIBA  @FIBA  @FIBA  FIBA

CONTENT

INTRODUCTION	4
The Venue: Youth Arena & Carioca Arena 1	4
Competition schedule Women's Basketball Tournament	5
Qualifying Process RIO 2016 & Competition System & Regulations	6
Road to Rio (qualification to the Olympics)	8
GROUP A	10
France	12
Japan	16
Brazil	20
Australia	24
Belarus	28
Turkey	32
GROUP B	36
Canada	38
Spain	42
USA	46
Senegal	50
Serbia	54
China	58
ABOUT	62
List of referees	62
FIBA Events History	63
FIBA Events Final Standings	70
Women's Olympic History	75
Head-to-Head results	78
FIBA Ranking	82

If you have any questions, please contact FIBA Communications at communications@fiba.com

Publisher: FIBA

Designer & Layout: Zadrga Agency (Dejan Miletić, Tjaša Pogorevc)

Copyright FIBA 2016.

The reproduction and photocopying, even of extracts, or the use of articles for commercial purposes without written prior approval by FIBA is prohibited.

FIBA – Fédération Internationale de Basketball - Route de Suisse 5 – P.O. Box 29 – 1295 Mies – Switzerland – Tel : +41 22 545 00 00

Email : communications@fiba.com

fiba.com

GROUP PHASE VENUE: YOUTH ARENA



The Youth Arena or Arena da Juventude emerges from the hustle and bustle of one of Rio's busiest streets, Avenida Brasil. It is a s an indoor arena in Deodoro, Rio de Janeiro, Brazil, built for the Games. The facilities stage the group phase of the women's basketball tournament, as well as the modern pentathlon's and fencing matches.

- **Capacity:** 5,000 seats
- **Address:** Av. Duque de Caxias, 2.020 - Vila Militar

FINAL PHASE VENUE: CARIOCA ARENA 1



This is the new home of Olympic basketball in Barra Olympic Park. Built for the Rio 2016 Games, this multi-purpose arena spans more than 38,000 square metres. After the event, it will be part of the Olympic Training Centre, with facilities for 12 sports.

- **Capacity:** 16,000 seats
- **Address:** Av. Embaixador Abelardo Bueno, 3.401 - Barra da Tijuca



RIO 2016 OLYMPIC GAMES

WOMEN'S BASKETBALL TOURNAMENT SCHEDULE

Saturday 6 to Saturday 20 August | Youth Arena and Carioca Arena 1

Group A

1. France (FRA)
2. Japan (JPN)
3. Brazil (BRA)
4. Australia (AUS)
5. Belarus (BLR)
6. Turkey (TUR)

Group B

1. Canada (CAN)
2. Spain (ESP)
3. USA (USA)
4. Senegal (SEN)
5. Serbia (SRB)
6. China (CHN)

GROUP PHASE | YOUTH ARENA

TUR - FRA 12:00 (15:00 GMT)	CHN - CAN 14:15 (17:15 GMT)	Sat 6 Aug	BRA - AUS 17:30 (20:30 GMT)	BLR - JPN 19:45 (22:45 GMT)
USA - SEN 12:00 (15:00 GMT)	SRB - ESP 14:15 (17:15 GMT)	Sun 7 Aug	AUS - TUR 17:30 (20:30 GMT)	FRA - BLR 19:45 (22:45 GMT)
ESP - USA 12:00 (15:00 GMT)	CAN - SRB 14:15 (17:15 GMT)	Mon 8 Aug	JPN - BRA 17:30 (20:30 GMT)	SEN - CHN 19:45 (22:45 GMT)
AUS - FRA 12:15 (15:15 GMT)	BRA - BLR 15:30 (18:30 GMT)	Tue 9 Aug	REST DAY	
REST DAY			Wed 10 Aug	CHN - ESP 12:15 (15:15 GMT)
BLR - TUR 12:15 (15:15 GMT)	FRA - BRA 15:30 (18:30 GMT)	Thu 11 Aug	USA - SRB 15:30 (18:30 GMT)	SEN - CAN 17:45 (20:45 GMT)
REST DAY			REST DAY	
AUS - BLR 12:15 (15:15 GMT)	TUR - BRA 15:30 (18:30 GMT)	Fri 12 Aug	SRB - CHN 12:15 (15:15 GMT)	ESP - SEN 17:45 (20:45 GMT)
JPN - AUS 17:45 (20:45 GMT)	JPN - FRA 17:45 (20:45 GMT)	Sat 13 Aug	CAN - USA 15:30 (18:30 GMT)	REST DAY
REST DAY			REST DAY	
Sun 14 Aug	CHN - USA 12:15 (15:15 GMT)	SEN - SRB 15:30 (18:30 GMT)	ESP - CAN 17:45 (20:45 GMT)	

FINAL PHASE | CARIOCA ARENA 1

Note: The daily order of games may be subject to change

Mon 15 Aug

REST DAY

QUARTER-FINALS

1st A – 4th B (31) | 2nd A – 3rd B (32) | 1st B – 4th A (33) | 2nd B – 3rd A (34)

Quarter-Final 11:00 (14:00 GMT)	Quarter-Final 14:30 (17:30 GMT)	Tue 16 Aug	Quarter-Final 18:45 (21:45 GMT)	Quarter-Final 22:15 (01:15 GMT)
---	---	----------------------	---	---

Wed 17 Aug

REST DAY

SEMI-FINALS

Winner 32 – Winner 33 (35) and Winner 34 – Winner 31 (36)

Semi-Final 15:00 (18:00 GMT)	Thu 18 Aug	Semi-Final 19:00 (22:00 GMT)
--	----------------------	--

Fri 19 Aug

REST DAY

FINALS

Loser 35 – Loser 36 (37) | Winner 35 – Winner 36 (38)

Bronze Medal Game 11:30 (14:30 GMT)	Sat 20 Aug	Gold Medal Game 15:30 (18:30 GMT)
---	----------------------	---



QUALIFYING PROCESS FOR RIO 2016 WOMEN'S OLYMPIC BASKETBALL TOURNAMENT

According to the FIBA Internal Regulations:

Olympic Qualification is achieved as follows:

Twelve (12) teams will take part in the Rio 2016 Women's Olympic Basketball Tournament, from 6 to 20 August.

Twelve (12) teams shall participate in the FIBA Women's Olympic Qualifying Tournaments.

Seven (7) teams have qualified for the Rio 2016 Women's Olympic Basketball Tournament directly through the 2015 FIBA Continental Championships:

- **Brazil** (Host)
- **USA** (FIBA Basketball World Cup Champion)
- **Senegal** (AfroBasket 2015 Champion)
- **Canada** (2015 FIBA Americas Champion and runner up)
- **Japan** (2015 FIBA Asia Champion)
- **Serbia** (EuroBasket 2015 Champion and runner up)
- **Australia** (2015 FIBA Oceania Champion)

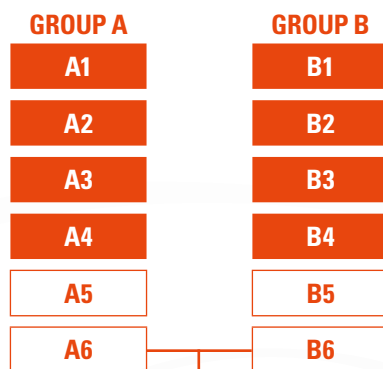
Five (5) teams have qualified through the Women's Olympic Qualifying Tournament 2016:

- **China** (Quarter-Finalist)
- **France** (Quarter-Finalist)
- **Spain** (Quarter-Finalist)
- **Turkey** (Quarter-Finalist)
- **Belarus** (Winner of 5th Place Game)

RIO 2016 WOMEN'S OLYMPIC BASKETBALL TOURNAMENT SYSTEM OF COMPETITION

GROUP PHASE

6-14 August 2016



QUARTER-FINALS

16 August



SEMI-FINALS

18 August



3RD PLACE

20 August



FINAL

20 August



REGULATIONS FOR CLASSIFICATION OF TEAMS

Places 11th – 12th

The teams placed 6th in each group shall be classified for the places 11th – 12th according to the following criteria:

1. Win – loss record in their respective group of the Group Phase.
2. If both teams have same win-loss record, the classification will be determined by the higher positive goal difference in all games played in their respective group.
3. If both teams will have the same positive goal difference, the classification will be determined by the higher number of the goals scored in all games played in their respective group.
4. If these criteria still cannot decide, a draw shall decide on classification.

Example 1

	Win	Loss	Score	Goal difference
Team A6	1	4	336:429	
Team B6	0	5	355:451	

Final standings:

- 11th place: team A6 (better win-loss record)
- 12th place: team B6 (worse win-loss record)

Example 2

	Win	Loss	Score	Goal difference
Team A6	0	5	336:429	-93
Team B6	0	5	325:393	-68

Final standings:

- 11th place: team A6 (same record with A6 but higher positive goal difference)
- 12th place: team B6 (same record with B6 but lower positive goal difference)

Example 3

	Win	Loss	Score	Goal difference
Team B6	0	5	336:429	-103
Team A6	0	5	310:413	-103

Final standings:

- 11th place: team B6 (same record and positive goal difference with A6 but higher number of goals scored)
- 12th place: team A6 (same record and positive goal difference with B6 but lower number of goals scored)

Places 9th – 10th

The teams placed 5th in each group shall be classified for the places 9th – 10th according to the same criteria as for the places 11th – 12th.

Places 5th – 8th

The 4 teams eliminated in the Quarter-Finals will form one group and shall be classified for the places 5th – 8th according to the following criteria:

1. Win – loss record in their respective group of the Group Phase.
2. If two or more teams have the same win – loss record, the classification will be determined by the standings of the teams in their respective group of the Group Phase.
3. If two or more teams have the same standings, the classification will be determined by the higher positive goal difference in all games played in their respective group.
4. If two or more teams have the same higher positive goal difference, the classification will be determined by the higher number of goals scored in all games played in their respective group.
5. If these criteria still cannot decide, a draw shall decide on the classification.

The example of the final standings of 4 teams eliminated in the Quarter-Finals.

	Win	Loss	Score	Goal difference
Team B1	5	0	476:336	
Team B3	3	2	451:406	+45
Team D3	3	2	434:433	+1
Team A4	2	3	371:393	-22

Final standings:

- 5th place: team B1 (best win-loss record)
- 6th place: team B3 (same record and group standings with D3 but higher positive goal difference)
- 7th place: team D3 (same record and group standings with D3 but lower positive goal difference)
- 8th place: team C4 (worst win-loss record)

2014 FIBA World Championship for Women

2015 FIBA Continentals

BRA



USA



SRB



CAN



AUS



JPN

2015 CHINA WUHAN
国际篮联女篮亚锦赛
FIBA ASIA WOMEN'S CHAMPIONSHIP

SEN



BRAZIL
HOST COUNTRY

2016

FIBA Women's Qualifying Tournament

CHN

FRA

ESP


TUR

BLR


**FIBA QUALIFYING
TOURNAMENT 2016**

**Women's
Olympic
Basketball
Tournament**

GROUP A



FRANCE



JAPAN



BRAZIL



AUSTRALIA




BELARUS



TURKEY





FRANCE

www.ffbb.com

@FRABasketball

FIBA RANKING

Women: 4

Combined: 3



HEAD COACH

VALÉRIE GARNIER

Nationality: France

DOB: 19/01/1972

Coach of NT since: 2012-2013 (assistant coach); 2013

Club team 2015-16: Bourges Basket

Achievements with NT: Runner-up at EuroBasket Women 2013 and 2015

Assistant Coach: Grégory Halin & Olivier Lafargue

ROSTER

Name	Pos.	Height (cm. / ft.)	DOB	Club(s)
Yacoubou Isabelle	C	190cm / 6' 2"	21/04/1986	Familia Schio (ITA), Lega A
Miyem Endy	PF	188cm / 6' 2"	15/05/1988	Familia Schio (ITA), Lega A
Gruda Sandrine	C	193cm / 6' 3"	25/06/1987	Fenerbahce (TUR), TKBL
Dumerc Céline	PG	169cm / 5' 6"	09/07/1982	Basket Landes (FRA), LFB
Michel Sarah	SG	180cm / 5' 10"	10/01/1989	Lattes Montpellier (FRA), LFB
Ayayi Valeriane	F	184cm / 6' 0"	29/04/1994	ESB Villeneuve D'Ascq (FRA), LFB
Skrela Gaele	G	177cm / 5' 9"	24/01/1983	Lattes Montpellier (FRA), LFB
Ciak Hélène	C	197cm / 6' 5"	15/12/1989	Dynamo Kursk (RUS), PBL
Johannes Marine	G	177cm / 5' 9"	21/01/1995	Tango Bourges (FRA), LFB
Amant Marielle	PF	190cm / 6' 2"	09/12/1989	ESB Villeneuve D'Ascq (FRA), LFB
Epoupa Olivia	PG	164cm / 5' 4"	30/04/1994	ESB Villeneuve D'Ascq (FRA), LFB
Kamba Laetitia	PF	187cm / 6' 1"	10/01/1987	Cavigal Nice (FRA), LFB

GROUP A



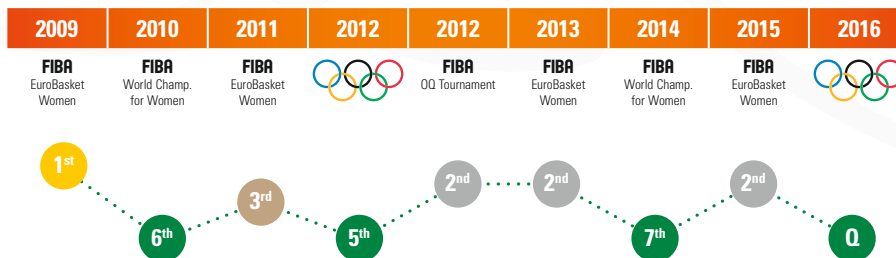
OLYMPIC APPEARANCES
2000 (Sydney)
2012 (London)

BEST RESULTS
SILVER MEDAL (2012)

MEDAL COUNT



NATIONAL TEAM HISTORY SINCE 2009



HOW DID THEY QUALIFY?

Quarter-Finalist at FIBA Women's Olympic Qualifying Tournament 2016

13 Jun. 2016	vs CUB	83-67
14 Jun. 2016	vs NZL	70-52
17 Jun. 2016	vs ARG	90-53

ACCUMULATED STATS AT WOMEN'S QUALIFYING TOURNAMENT NANTES 2016

Name	G	Min	2PT%	3PT%	FT%	OR	DR	As	St	To	BS	PPG
I. Yacoubou	3	16.0	50.0	0.0	50.0	3.3	5.3	1.3	0.7	0.7	1.0	12.3
E. Miyem	3	26.0	60.0	50.0	84.6	3.0	3.0	2.3	0.0	0.7	0.7	16.7
S. Gruda	3	17.7	40.0	0.0	50.0	0.7	4.0	2.0	0.0	1.3	0.7	6.0
C. Dumerc	3	25.3	50.0	25.0	80.0	0.0	3.7	7.7	0.7	1.3	0.0	7.7
S. Michel	3	20.7	56.3	40.0	100.0	1.3	1.7	4.7	1.3	0.3	0.0	9.3
V. Ayayi	3	17.7	58.3	0.0	100.0	0.7	4.0	1.0	0.7	0.7	0.0	7.3
G. Skrela	3	18.0	28.6	0.0	0.0	0.0	3.7	0.7	0.3	0.3	0.7	1.3
H. Ciak	3	10.0	50.0	0.0	100.0	1.3	2.3	0.7	0.3	0.7	0.7	3.7
M. Johannes	3	18.7	50.0	20.0	100.0	1.0	1.3	2.0	0.3	0.7	0.0	6.0
M. Amant	3	10.3	30.8	0.0	83.3	1.0	1.0	0.3	0.7	0.7	0.3	4.3
O. Epoupa	3	14.0	23.1	33.3	50.0	0.3	2.7	2.0	0.3	1.3	0.0	3.3
L. Kamba	3	6.0	50.0	0.0	100.0	0.3	0.3	0.3	0.3	0.0	0.0	3.0
Team-Coach	3	0.0	0.0	0.0	0.0	4.0	2.7	0.0	0.0	0.7	0.0	0.0
Totals	3	200.3	47.5	22.0	80.0	17.0	35.7	25.0	5.7	9.3	4.0	81.0

YACOUBOU ISABELLE

DOB: 29/08/1982

Height: 200cm / 6'7"

Club(s) 2015-16:
Familia Schio (ITA), SA1

@shaqoubou



NATIONAL TEAM STATS

Year	Event	G	min	2PT%	3PT%	FT%	OR	DR	As	St	TO	BS	PPG	Eff
2016	Women's Qualifying Tournament	3	16.0	50.0	0.0	50.0	3.3	5.3	1.3	0.7	0.7	1.0	12.3	16.3
2015	Eurobasket Women	10	17.5	49.2	0.0	72.4	1.9	2.9	0.8	2.2	0.5	0.4	8.3	8.6
2013	Eurobasket Women	9	15.4	69.1	0.0	60.0	1.3	4.1	0.2	1.9	1.3	0.3	11.1	12.9
2012	Women's Olympic QT	3	14.0	66.7	0.0	68.2	3.3	3.3	0.3	2.3	0.0	1.0	13.0	14.3
2012	Olympic Games: Tourn. for Women	8	18.4	55.1	0.0	78.1	1.6	3.5	0.5	1.6	0.4	0.5	9.9	11.1
2011	Eurobasket Women	9	14.8	47.1	0.0	71.4	1.9	2.2	0.4	1.9	0.9	0.4	7.0	7.3

CLUB STATS 2015-16

Season	Club (league or country)	G	min	2PT%	3PT%	FT%	OR	DR	As	St	TO	BS	PPG	Eff
2015/16	Familia Schio/EuroLeague	13	24.5	51.0	15.8	77.3	2.8	3.5	1.2	1.6	0.8	1.0	14.5	13.7
2015/16	Familia Schio/EuroLeague	2	31.5	41.7	0.0	50.0	3.0	5.0	0.5	2.0	1.0	1.0	11.0	10.8

MIYEM ENDY

DOB: 29/08/1982

Height: 200cm / 6'7"

Club(s) 2015-16:
Dynamo Kursk (RUS), PBL

@Endidi711

@endidi711



NATIONAL TEAM STATS

Year	Event	G	min	2PT%	3PT%	FT%	OR	DR	As	St	TO	BS	PPG	Eff
2016	Women's Qualifying Tournament	3	26.0	60.0	50.0	84.6	3.0	3.0	2.3	0.7	0.0	0.7	16.7	20.0
2015	Eurobasket Women	7	26.1	60.8	14.3	88.9	0.9	1.9	1.1	1.3	0.6	0.0	10.4	9.7
2014	Women's World Championship	2	14.5	33.3	0	100	0	0.5	0	1.5	0	4	0	0
2013	Eurobasket Women	9	18.0	34.5	0.0	83.3	1.6	2.0	1.1	0.7	0.3	0.6	5.9	6.2
2012	Women's Olympic QT	3	18.3	61.1	0.0	83.3	2.3	2.7	1.3	1.3	0.0	0.7	9.0	12.0
2012	Olympic Games: Tourn. for Women	8	14.9	52.9	100.0	76.9	1.1	1.6	0.6	0.5	0.1	0.3	6.1	7.0

CLUB STATS 2015-16

Season	Club (league or country)	G	min	2PT%	3PT%	FT%	OR	DR	As	St	TO	BS	PPG	Eff
2015/16	Dynamo Kursk/EuroLeague	13	20.8	46.9	26.7	100.0	1.5	3.5	1.1	0.8	1.1	0.7	8.2	8.5
2015/16	Dynamo Kursk/EuroLeague	2	34.0	51.7	50.0	50.0	2.5	1.5	1.5	0.5	1.5	0.0	17.0	14.3

GRUDA SANDRINE


DOB: 25/06/1987

Height: 193 cm / 6' 3"

Club(s) 2015-16:
UMMC Ekaterinburg (RUS), PBL

@Sandrine_Gruda

@sandrine_gruda



NATIONAL TEAM STATS

Year	Event	G	min	2PT%	3PT%	FT%	OR	DR	As	St	TO	BS	PPG	Eff
2016	Women's Qualifying Tournament	3	17.7	40.0	0.0	50.0	0.7	4.0	2.0	1.3	0.0	0.7	6.0	7.3
2015	Eurobasket Women	10	31.6	55.8	0.0	75.9	2.8	5.4	2.4	2.7	1.1	0.9	17.8	21.0
2014	Women's World Championship	6	29.7	55.1	0	63.2	2.5	6.3	1.2	0.8	2.7	1.2	14.7	17.7
2013	Eurobasket Women	9	27.8	48.4	0.0	56.3	2.6	3.2	1.2	0.8	1.2	0.6	12.0	13.1
2012	Women's Olympic QT	3	23.3	51.5	0.0	58.3	1.7	3.7	1.3	1.7	0.7	0.7	13.7	13.0
2012	Olympic Games: Tourn. for Women	8	28.4	43.1	0.0	61.5	1.8	3.8	1.1	1.5	0.6	2.1	9.8	11.3
2011	Eurobasket Women	9	30.9	53.8	0.0	65.7	2.4	3.8	1.9	2.2	1.2	1.7	13.4	16.1

CLUB STATS 2015-16

Season	Club (league or country)	G	min	2PT%	3PT%	FT%	OR	DR	As	St	TO	BS	PPG	Eff
2015/16	UMMC Ekaterinburg/EL	10	26.7	42.3	0.0	56.3	2.5	3.7	1.9	1.9	0.5	0.6	9.7	9.1

DUMERC CÉLINE

DOB: 09/07/1982

Height: 169 cm / 5' 6"

Club(s) 2015-16:
Tango Bourges (FRA), LFB

@capsule19

@capsule1919



NATIONAL TEAM STATS

Year	Event	G	min	2PT%	3PT%	FT%	OR	DR	As	St	TO	BS	PPG	Eff
2016	Women's Qualifying Tournament	3	25.3	50.0	25.0	80.0	0.0	3.7	7.7	1.3	0.7	0.0	7.7	13.3
2015	Eurobasket Women	10	25.5	38.7	40.5	88.2	0.5	2.2	5.9	1.0	1.3	0.0	8.4	13.0
2014	Women's World Championship	7	24	27.6	36.4	90	0.4	1.6	4.4	0.9	2	0.3	7	7.4
2013	Eurobasket Women	9	23.3	30.3	40.7	66.7	0.8	2.2	2.7	1.0	0.7	0.0	6.8	7.3
2012	Women's Olympic QT	3	22.0	25.0	50.0	50.0	0.3	2.3	5.3	1.7	0.7	0.0	4.7	8.3

CLUB STATS 2015-16

Season	Club (league or country)	G	min	2PT%	3PT%	FT%	OR	DR	As	St	TO	BS	PPG	Eff
2015/16	Bourges/France: LFB	1	33.0	30.0	40.0	0.0	1.0	4.0	7.0	1.0	3.0	0.0	12.0	16.0
2015/16	Bourges Basket/EuroCup	6	29.8	41.4	38.9	80.0	0.5	3.7	5.0	2.8	2.3	0.0	14.2	10.9
2015/16	Bourges Basket/EuroLeague	14	27.0	52.6	29.5	82.4	1.1	2.2	4.1	2.0	2.1	0.1	10.6	8.3

AYAYI VALERIANE

DOB: 29/04/1994

Height: 184 cm / 6' 0"

Club(s) 2015-16:
Lattes Montpellier (FRA), LFB

@Valouu_A

@valouu_a




NATIONAL TEAM STATS

Year	Event	G	min	2PT%	3PT%	FT%	OR	DR	As	St	TO	BS	PPG	Eff
2016	Women's Qualifying Tournament	3	17.7	58.3	0.0	100.0	0.7	4.0	1.0	0.7	0.7	0.0	7.3	9.3
2013	Eurobasket Women	8	8.0	61.5	50.0	42.9	0.3	1.3	0.3	0.8	0.1	0.1	3.1	3.0

CLUB STATS 2015-16

Season	Club (league or country)	G	min	2PT%	3PT%	FT%	OR	DR	As	St	TO	BS	PPG	Eff
2015/16	Lattes Montpellier/FRA: LFB	1	37.0	33.3	33.3	100.0	1.0	2.0	4.0	0.0	2.0	1.0	12.0	14.0
2015	San Antonio Stars/USA: WNBA	15	7.8	47.8	23.5	40.0	0.4	0.9	0.3	0.5	0.3	0.2	2.4	1.9



MICHEL SARAH

DOB: 10/01/1989

Height: 180 cm / 5' 10"

Club(s) 2015-16:
Lattes Montpellier
(FRA), LFB



NATIONAL TEAM STATS

Year	Event	G	min	2PT%	3PT%	FT%	OR	DR	As	St	TO	BS	PPG	Eff
2016	Women's Qualifying Tournament	3	20.7	56.3	40.0	100.0	1.3	1.7	4.7	0.3	1.3	0.0	9.3	14.7
2015	Eurobasket Women	10	10.9	40.0	18.2	33.3	0.3	1.0	1.4	1.3	0.7	0.2	2.0	2.1

CLUB STATS 2015-16

Season	Club (league or country)	G	min	2PT%	3PT%	FT%	OR	DR	As	St	TO	BS	PPG	Eff
2015/16	Lattes Montpellier/FRA: LFB	1	30.0	50.0	0.0	0.0	0.0	1.0	3.0	2.0	2.0	1.0	10.0	8.0

SKRELA GAELLE

DOB: 29/08/1982

Height: 200 cm / 6' 7"

Club(s) 2015-16:
Lattes Montpellier
(FRA), LFB

@miniskrelle



NATIONAL TEAM STATS

Year	Event	G	min	2PT%	3PT%	FT%	OR	DR	As	St	TO	BS	PPG	Eff
2016	Women's Qualifying Tournament	3	18.0	28.6	0.0	0.0	0.0	3.7	0.7	0.3	0.3	0.7	1.3	3.7
2015	Eurobasket Women	10	20.9	54.2	35.3	87.5	0.4	2.3	1.7	0.8	0.4	0.1	5.1	6.9
2014	Women's World Championship	7	20.1	47.4	37.5	100	0.1	2.3	2	0.1	1	0.1	4.7	6.3
2013	Eurobasket Women	9	17.7	50.0	35.7	75.0	0.4	2.1	1.6	1.0	0.2	0.1	4.2	5.4

CLUB STATS 2015-16

Season	Club (league or country)	G	min	2PT%	3PT%	FT%	OR	DR	As	St	TO	BS	PPG	Eff
2015/16	Lattes Montpellier/FRA: LFB	1	40.0	50.0	50.0	0.0	0.0	2.0	4.0	4.0	2.0	0.0	10.0	10.0

CIAK HÉLÈNA

DOB: 15/12/1989

Height: 197 cm / 6' 5"

Club(s) 2015-16:
Tango Bourges
(FRA), LFB

@HelenaCiak



NATIONAL TEAM STATS

Year	Event	G	min	2PT%	3PT%	FT%	OR	DR	As	St	TO	BS	PPG	Eff
2016	Women's Qualifying Tournament	3	10.0	50.0	0.0	100.0	1.3	2.3	0.7	0.7	0.3	0.7	3.7	7.3
2015	Eurobasket Women	10	10.3	34.8	0.0	87.5	0.9	1.4	0.3	0.5	0.2	0.7	2.3	3.7
2014	Women's World Championship	7	14.4	62.1	0	60	0.6	4	0.6	0.3	1.4	0.6	6.4	8.6

CLUB STATS 2015-16

Season	Club (league or country)	G	min	2PT%	3PT%	FT%	OR	DR	As	St	TO	BS	PPG	Eff
2015/16	Bourges Basket/EuroCup	6	25.5	44.8	0.0	66.7	1.5	4.3	0.3	2.8	1.0	1.7	6.0	8.4
2015/16	Bourges Basket/EuroLeague	12	26.3	53.0	0.0	79.3	2.2	3.5	0.7	2.3	0.8	0.6	9.3	11.1

JOHANNÈS MARINE

DOB: 21/01/1995

Height: 177 cm / 5' 9"

Club(s) 2015-16:
USO Mondeville
(FRA), LFB

@MarineJ5

@marinej5



NATIONAL TEAM STATS

Year	Event	G	min	2PT%	3PT%	FT%	OR	DR	As	St	TO	BS	PPG	Eff
2016	Women's Qualifying Tournament	3	18.7	50.0	20.0	100.0	1.0	1.3	2.0	0.7	0.3	0.0	6.0	5.7

CLUB STATS 2015-16

Season	Club (league or country)	G	min	2PT%	3PT%	FT%	OR	DR	As	St	TO	BS	PPG	Eff
2015/16	Mondeville/France: LFB	2	34.0	69.2	44.4	50.0	0.5	1.5	4.0	1.0	5.5	1.0	16.5	17.3

AMANT MARIELLE

DOB: 09/12/1989

Height: 190 cm / 6' 2"

Club(s) 2015-16:
ESB Villeneuve D'Ascq
(FRA), LFB



NATIONAL TEAM STATS

Year	Event	G	min	2PT%	3PT%	FT%	OR	DR	As	St	TO	BS	PPG	Eff
2016	Women's Qualifying Tournament	3	10.3	30.8	0.0	83.3	1.0	1.0	0.3	0.7	0.7	0.3	4.3	3.7
2014	Women's World Championship	7	15.7	45	0	50	1.4	1.7	0.3	0.7	1.3	0.9	5.4	5.7
2013	EuroBasket Women	6	10.5	46.2	0	50	0.7	1	0.3	0.2	0.8	0.2	2.5	2.3
2010	Women's World Championship	8	16.5	48.5	0	73.3	1.9	2.1	0.3	0.1	1.1	0.4	5.4	6.4

CLUB STATS 2015-16

Season	Club (league or country)	G	min	2PT%	3PT%	FT%	OR	DR	As	St	TO	BS	PPG	Eff
2015/16	Villeneuve d'Ascq/France: LFB	2	24.0	50.0	33.3	100.0	0.5	2.5	2.0	0.5	1.5	1.5	9.5	10.3
2015/16	ESBVA-LM/EuroCup	6	26.2	40.9	0.0	69.6	2.0	2.5	0.2	2.3	0.5	0.5	8.7	7.0
2015/16	ESBVA-LM/EuroLeague	14	23.8	33.3	50.0	80.0	0.8	2.4	1.0	1.7	0.9	0.3	8.4	5.8

EPOUPA OLIVIA

DOB: 30/04/1994

Height: 164 cm / 5' 4"

Club(s) 2015-16:
Toulouse Metropole
(FRA), LFB

[@OliviaEpoupa](#)



NATIONAL TEAM STATS

Year	Event	G	min	2PT%	3PT%	FT%	OR	DR	As	St	TO	BS	PPG	Eff
2016	Women's Qualifying Tournament	3	14.0	23.1	33.3	50.0	0.3	2.7	2.0	1.3	0.3	0.0	3.3	3.0
2015	Eurobasket Women	10	12.3	40.0	23.1	80.0	0.3	1.2	1.9	1.2	0.8	0.1	2.9	3.7

CLUB STATS 2015-16

Season	Club (league or country)	G	min	2PT%	3PT%	FT%	OR	DR	As	St	TO	BS	PPG	Eff
2015/16	Toulouse/France: LFB	2	37.0	50.0	25.0	81.8	4.0	5.0	8.0	5.0	4.5	0.0	18.0	22.3

KAMBA LAETITIA

DOB: 10/01/1987

Height: 187 cm / 6' 1"

Club(s) 2015-16:
ESB Villeneuve D'Ascq
(FRA), LFB

[@Laatisha87](#)

[@laatisha87](#)




NATIONAL TEAM STATS

Year	Event	G	min	2PT%	3PT%	FT%	OR	DR	As	St	TO	BS	PPG	Eff
2016	Women's Qualifying Tournament	3	6.0	50.0	0.0	100.0	0.3	0.3	0.3	0.0	0.3	0.0	3.0	3.0

CLUB STATS 2015-16

Season	Club (league or country)	G	min	2PT%	3PT%	FT%	OR	DR	As	St	TO	BS	PPG	Eff
2015/16	Villeneuve d'Ascq/France: LFB	2	14.0	60.0	0.0	100.0	0.0	2.5	0.0	0.0	0.5	0.0	4.0	5.3
2015/16	ESBVA-LM/EuroCup	5	8.4	42.9	0.0	0.0	1.2	0.8	0.2	0.6	0.6	0.0	1.2	2.0
2015/16	ESBVA-LM/EuroLeague	14	14.9	50.0	25.0	75.0	0.7	2.2	0.6	0.8	0.7	0.4	3.6	4.5



JAPAN

japanbasketball.jp

@JapanBasketball

FIBA RANKING

Women: **16**

Combined: **18**



HEAD COACH

TOMOHIIDE UTSUMI

Nationality: Japan

DOB: 07/12/1958

Coch of NT since: 2003

Club team 2015-16:
2003-2004; 2006-2008; 2012-

Achievements with NT:
FIBA Asia Women's Champion in 2013 & 2015

Assistant Coach:
Eiki Umezaki & Tom Hovasse

ROSTER

Name	Pos.	Height (cm. / ft.)	DOB	Club(s)
Kondo Kaede	SF	173cm / 5' 8"	06/10/1991	Toyota Antelopes (JPN), WJBL
Miyazawa Yuki	SF	182cm / 5' 11"	02/06/1993	JX-Eneos Sunflowers (JPN), WJBL
Mamiya Yuka	SF	185cm / 6' 0"	03/04/1990	JX-Eneos Sunflowers (JPN), WJBL
Kurihara Mika	SF	176cm / 5' 9"	14/05/1989	Toyota Antelopes (JPN), WJBL
Takada Maki	PF	183cm / 6' 0"	23/08/1989	Denso Iris (JPN), WJBL
Miyoshi Naho	G	165cm / 5' 4"	21/12/1993	Chanson Cosmetics Chanson V-Magic (JPN), WJBL
Tokashiki Ramu	PF	191cm / 6' 3"	11/06/1991	Seattle Storm (USA), WNBA
Nagaoka Moeko	F	177cm / 5' 9"	29/12/1993	Fujitsu Red Wave (JPN), WJBL
Yoshida Asami	PG	165cm / 5' 4"	09/10/1987	JX-Eneos Sunflowers (JPN), WJBL
Machida Rui	PG	161cm / 5' 3"	08/03/1993	Fujitsu Red Wave (JPN), WJBL
Motokawa Sanae	F	175cm / 5' 8"	02/04/1992	Chanson Cosmetics Chanson V-Magic (JPN), WJBL
O Asako	C	189cm / 6' 2"	16/12/1987	Mitsubishi Electric Koalas (JPN), WJBL

GROUP A



OLYMPIC APPEARANCES

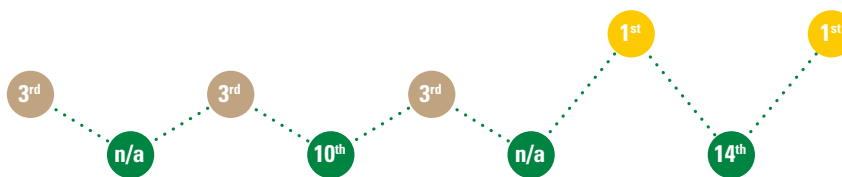
1976 (Montreal)
1996 (Atlanta)
2004 (Athens)

BEST RESULTS

5th (1976)

NATIONAL TEAM HISTORY SINCE 2007

2007	2008	2009	2010	2011	2012	2013	2014	2015
FIBA Asia Women's Championship	FIBA Women's World Championship	FIBA Asia Women's Championship	FIBA Women's World Championship	FIBA Asia Women's Championship		FIBA Asia Women's Championship	FIBA Women's World Championship	FIBA Asia Women's Championship



HOW DID THEY QUALIFY?

2015 FIBA Asia Women's Champion


29 Aug. 2015	vs KOR	59-53
30 Aug. 2015	vs IND	131-31
31 Aug. 2015	vs TPE	60-44
01-Sep-15	vs CHN	57-56
02-Sep-15	vs THA	95-43
04-Sep-15	vs TPE	65-58
05-Sep-15	vs CHN	85-50

ACCUMULATED STATS AT 2015 FIBA ASIA WOMEN'S CHAMPIONSHIP

Name	G	Min	2PT%	3PT%	FT%	OR	DR	As	St	To	BS	PPG
A. Mitani	3	16.0	33.3	45.5	0.0	2.0	0.7	1.0	1.7	0.0	0.0	7.0
Y. Miyazawa	4	8.3	48.0	50.0	75.0	1.3	0.3	0.8	1.5	0.0	0.0	7.5
Y. Mamiya	7	23.6	32.8	0.0	63.2	2.7	4.7	0.4	1.0	1.7	0.6	7.4
M. Kurihara	7	11.1	20.0	27.8	50.0	0.6	0.7	1.0	0.9	0.1	0.0	4.7
M. Takada	7	15.3	41.5	0.0	50.0	1.0	3.0	0.7	1.3	0.3	0.4	5.0
C. Yamamoto	7	24.1	72.2	35.3	66.7	0.6	1.3	0.9	0.9	0.7	0.1	9.1
R. Tokashiki	7	24.1	44.9	0.0	62.5	1.4	4.6	0.3	1.9	1.9	1.6	11.4
M. Shinozaki	7	13.9	54.1	23.1	60.0	0.4	0.7	1.0	1.0	0.3	0.3	7.9
A. Yoshida	7	24.4	54.5	40.0	71.4	1.0	3.7	5.1	2.1	2.1	0.0	5.0
R. Machida	7	14.6	50.0	33.3	25.0	0.4	1.6	3.4	1.4	0.9	0.1	3.7
S. Motokawa	7	26.6	54.9	29.2	64.0	1.7	2.3	1.1	2.0	1.0	0.0	13.3
A. O	6	13.2	50.0	0.0	50.0	2.3	2.7	0.2	0.5	1.3	0.0	4.7
Team-Coach	7	0.0	0.0	0.0	0.0	2.3	3.9	0.0	0.0	0.4	0.0	0.0
Totals	7	200.6	46.8	32.1	61.0	15.7	29.1	15.0	14.4	10.6	3.1	78.9

TOKASHIKI RAMU

DOB: 11/06/1991
Height: 191cm / 6' 3"
Club(s) 2015-16:
 Seattle Storm (USA), WNBA
 @TOKASHIKI_10
 @tokashiki_10



PF

NATIONAL TEAM STATS

Year	Event	G	min	2PT%	3PT%	FT%	OR	DR	As	St	TO	BS	PPG	Eff
2015	Asia Women's Championship	7	24.1	44.9	0.0	62.5	1.4	4.6	0.3	1.9	1.9	1.6	11.4	12.3
2014	Women's World Championship	3	36.0	36.1	0.0	61.5	1.0	4.7	1.3	4.0	0.0	2.0	11.3	7.0
2013	Asia Championship for Women	7	29.0	54.7	0.0	81.3	2.7	6.1	2.0	1.6	1.1	2.0	17.1	23.1
2011	Asia Championship for Women	6	15.2	41.4	0.0	83.3	1.3	3.2	0.7	0.5	0.0	0.5	4.8	7.0

CLUB STATS 2015-16

Season	Club (league or country)	G	min	2PT%	3PT%	FT%	OR	DR	As	St	TO	BS	PPG	Eff
2015/16	Seattle Storm/USA: WNBA	21	11.6	43.8	0	86.7	0.7	1.1	0.2	0.4	0.7	0	4.3	/
2015/16	Jx Eneos Sunflowers/Japan: WJBL	30	30.9	62.7	0	81.1	2.4	7.3	1.7	0.6	1.4	2.1	19.5	/

MIYAZAWA YUKI

DOB: 02/06/1993
Height: 182cm / 5' 11"
Club(s) 2015-16:
 Jx Eneos Sunflowers (JPN), WJBL
 @5_MIYAZAWA



SF

NATIONAL TEAM STATS

Year	Event	G	min	2PT%	3PT%	FT%	OR	DR	As	St	TO	BS	PPG	Eff
2015	Asia Women's Championship	4	8.3	48.0	50.0	75.0	1.3	0.3	0.8	0.0	1.5	0.0	7.5	7.5
2014	Women's World Championship	1	1.0	0.0	0.0	0.0	0.0	0.0	0.0	0.0	0.0	0.0	0.0	0.0
2013	Asia Championship for Women	6	13.2	34.5	0.0	75.0	0.5	1.7	0.8	1.2	0.5	0.2	3.8	3.0

CLUB STATS 2015-16

Season	Club (league or country)	G	min	2PT%	3PT%	FT%	OR	DR	As	St	TO	BS	PPG	Eff
2015/16	Jx Eneos Sunflowers/Japan: WJBL	32	22.3	44.5	0	83.3	2.4	3.2	1.2	0.6	1.3	1.1	7.3	/

MAMIYA YUKA

DOB: 03/04/1990
Height: 185cm / 6' 0"
Club(s) 2015-16:
 Jx Eneos Sunflowers (JPN), WJBL
 @6_MAMIYA
 @mamipoco.21



SF

NATIONAL TEAM STATS

Year	Event	G	min	2PT%	3PT%	FT%	OR	DR	As	St	TO	BS	PPG	Eff
2015	Asia Women's Championship	7	23.6	32.8	0.0	63.2	2.7	4.7	0.4	1.7	1.0	0.6	7.4	8.3
2014	Women's World Championship	3	29.0	28.6	0.0	75.0	1.0	3.0	2.3	3.0	0.3	0.0	8.3	4.3
2013	Asia Championship for Women	7	25.1	54.8	0.0	88.9	1.4	3.0	1.1	1.9	0.9	0.0	13.7	13.3
2012	World Olympic QT	5	34.8	54.4	0.0	66.7	1.4	5.4	1.2	1.6	0.2	0.2	16.4	16.0
2011	Asia Championship for Women	7	17.6	42.9	0.0	75.0	1.6	2.6	0.4	1.3	0.7	0.1	7.3	7.3

CLUB STATS 2015-16

Season	Club (league or country)	G	min	2PT%	3PT%	FT%	OR	DR	As	St	TO	BS	PPG	Eff
2015/16	Jx Eneos Sunflowers/Japan: WJBL	32	31.3	51.3	0	79.7	2.9	6.0	1.1	0.8	1.3	0.8	16.3	/

KURIHARA MIKA

DOB: 14/05/1989
Height: 176cm / 5' 9"
Club(s) 2015-16:
 Toyota Antelopes (JPN), WJBL
 @7_KURIHARA



SF

NATIONAL TEAM STATS

Year	Event	G	min	2PT%	3PT%	FT%	OR	DR	As	St	TO	BS	PPG	Eff
2015	Asia Women's Championship	7	11.1	20.0	27.8	50.0	0.6	0.7	1.0	0.1	0.9	0.0	4.7	3.3
2014	Women's World Championship	3	21.7	33.3	30.8	100.0	0.3	2.3	2.0	3.0	0.3	0.0	6.0	4.3

CLUB STATS 2015-16

Season	Club (league or country)	G	min	2PT%	3PT%	FT%	OR	DR	As	St	TO	BS	PPG	Eff
2015/16	Toyota Antelopes/Japan: WJBL	22	28.9	39.6	38.6	79.2	1.9	4.9	2.0	1.2	1.5	0.9	13.9	/

TAKADA MAKI

DOB: 23/08/1989
Height: 183cm / 6' 0"
Club(s) 2015-16:
 Denso Iris (JPN), WJBL
 @8_TAKADA
 @maki_takada




PF

NATIONAL TEAM STATS

Year	Event	G	min	2PT%	3PT%	FT%	OR	DR	As	St	TO	BS	PPG	Eff
2015	Asia Women's Championship	7	15.3	41.5	0.0	50.0	1.0	3.0	0.7	0.3	1.3	0.4	5.0	7.6
2014	Women's World Championship	3	27.0	38.9	0.0	75.0	2.0	5.0	0.7	1.3	1.0	0.3	5.7	9.0
2012	World Olympic QT	5	30.6	42.5	0.0	75.0	1.8	4.8	1.0	2.4	0.8	0.6	8.6	10.0
2011	Asia Championship for Women	7	24.6	53.4	0.0	86.7	1.9	3.7	0.1	1.6	0.1	0.7	10.7	11.6
2010	Women's World Championship	8	15.3	33.3	0.0	70.0	1.0	2.4	0.1	1.1	0.1	0.0	3.6	3.0
2009	Asia Championship for Women	3	21.0	45.8	0.0	62.5	2.3	1.3	1.0	2.0	0.0	0.3	9.0	6.3

CLUB STATS 2015-16

Season	Club (league or country)	G	min	2PT%	3PT%	FT%	OR	DR	As	St	TO	BS	PPG	Eff
2015/16	Denso Iris/Japan: WJBL	29	34.1	53.1	33.3	86.6	2.6	7.8	2.1	1.7	2.2	1.4	18.1	/



NAGAOKA MOEKO

DOB: 29/12/1993

Height: 177cm / 5' 9"

Club(s) 2015-16:
Fujitsu Red Wave
(JPN), WJBL

@11__NAGAOKA

@nagaokamoeko



F

NATIONAL TEAM STATS

Year	Event	G	min	2PT%	3PT%	FT%	OR	DR	As	St	TO	BS	PPG	Eff
2014	Women's World Championship	3	5.7	0.0	0.0	0.0	0.3	0.0	0.3	0.7	0.0	0.0	0.0	-0.7
2011	Asia Championship for Women	6	18.3	48.0	40.0	84.6	1.8	2.3	1.0	0.5	0.3	0.3	8.8	10.2

CLUB STATS 2015-16

Season	Club (league or country)	G	min	2PT%	3PT%	FT%	OR	DR	As	St	TO	BS	PPG	Eff
2015/16	Fujitsu Red Wave/Japan: WJBL	34	33.7	53.3	32.2	74.4	2.3	4.9	2.2	1.1	2.4	1.4	16.3	/

YOSHIDA ASAMI

DOB: 09/10/1987

Height: 165cm / 5' 4"

Club(s) 2015-16:
Jx Eneos Sunflowers
(JPN), WJBL

@12__YOSHIDA



PG

NATIONAL TEAM STATS

Year	Event	G	min	2PT%	3PT%	FT%	OR	DR	As	St	TO	BS	PPG	Eff
2015	Asia Women's Championship	7	24.4	54.5	40.0	71.4	1.0	3.7	5.1	2.1	2.1	0.0	5.0	12.7
2013	Asia Championship for Women	7	26.6	44.7	25.0	80.0	0.7	1.3	4.4	2.6	2.9	0.0	7.3	9.4
2012	World Olympic QT	5	31.8	47.4	25.0	75.0	1.2	2.4	7.2	2.6	1.8	0.0	4.8	12.0
2011	Asia Championship for Women	5	27.4	56.3	50.0	25.0	0.6	3.6	4.2	1.8	0.2	0.0	4.4	9.0
2010	Women's World Championship	8	36.9	30.3	14.3	75.0	1.8	6.4	4.6	1.8	2.1	0.1	4.0	12.0
2009	Asia Championship for Women	7	29.3	42.1	37.5	60.0	1.9	5.9	3.3	2.0	0.9	0.0	6.6	12.4
2008	Olympic QT for Women	4	11.0	85.7	0.0	0.0	0.5	0.8	0.3	1.3	0.0	0.0	3.0	2.5

CLUB STATS 2015-16

Season	Club (league or country)	G	min	2PT%	3PT%	FT%	OR	DR	As	St	TO	BS	PPG	Eff
2015/16	Jx Eneos Sunflowers/Japan: WJBL	31	27.6	44.6	28.8	70.6	1.3	3.4	7.8	1.4	2.8	0.1	6.3	/

MACHIDA RUI

DOB: 08/03/1993

Height: 161cm / 5' 3"

Club(s) 2015-16:
Fujitsu Red Wave
(JPN), WJBL

@13__MACHIDA

@machidarui



PG

NATIONAL TEAM STATS

Year	Event	G	min	2PT%	3PT%	FT%	OR	DR	As	St	TO	BS	PPG	Eff
- First appearance -														

CLUB STATS 2015-16

Season	Club (league or country)	G	min	2PT%	3PT%	FT%	OR	DR	As	St	TO	BS	PPG	Eff
2015/16	Fujitsu Red Wave/Japan: WJBL	34	33.9	47.6	41.5	62.8	1.1	4.9	5.9	1.7	2.9	0.1	11.5	/

MOTOKAWA SANAE

DOB: 02/04/1992

Height: 175cm / 5' 8"

Club(s) 2015-16:
Chanson V-Magic
(JPN), WJBL

@14__MOTOKAWA



F

NATIONAL TEAM STATS

Year	Event	G	min	2PT%	3PT%	FT%	OR	DR	As	St	TO	BS	PPG	Eff
2015	Asia Women's Championship	7	26.6	54.9	29.2	64.0	1.7	2.3	1.1	1.0	2.0	0.0	13.3	12.4

CLUB STATS 2015-16

Season	Club (league or country)	G	min	2PT%	3PT%	FT%	OR	DR	As	St	TO	BS	PPG	Eff
2015/16	Chanson V-Magic/Japan: WJBL	29	33.8	58.8	31.5	80.5	0.7	5.2	3.8	2.1	2.9	1.0	17.7	/

O ASAKO

DOB: 16/12/1987

Height: 189cm / 6' 2"

Club(s) 2015-16:
Mitsubishi Koalas
(JPN), WJBL

@15__O_Asako



C

NATIONAL TEAM STATS

Year	Event	G	min	2PT%	3PT%	FT%	OR	DR	As	St	TO	BS	PPG	Eff
2015	Asia Women's Championship	6	13.2	50.0	0.0	50.0	2.3	2.7	0.2	1.3	0.5	0.0	4.7	6.3
2014	Women's World Championship	3	11.0	40.0	0.0	50.0	0.3	2.7	0.0	1.3	0.0	0.0	1.7	1.7
2013	Asia Championship for Women	5	18.4	42.9	0.0	66.7	2.0	2.2	0.8	1.6	0.6	0.2	8.0	7.0

CLUB STATS 2015-16

Season	Club (league or country)	G	min	2PT%	3PT%	FT%	OR	DR	As	St	TO	BS	PPG	Eff
2015/16	Mitsubishi Koalas/Japan: WJBL	28	32.5	51.3	0	63.2	3.9	6.1	1.4	0.9	1.4	1.0	11.9	/

KONDO KAEDE

DOB: 06/10/1991

Height: 173cm / 5' 8"

Club(s) 2015-16:
Toyota Antelopes
(JPN), WJBL

[@4_KONDO](#)



NATIONAL TEAM STATS

Year	Event	G	min	2PT%	3PT%	FT%	OR	DR	As	St	TO	BS	PPG	Eff
------	-------	---	-----	------	------	-----	----	----	----	----	----	----	-----	-----

- First appearance -

CLUB STATS 2015-16

Season	Club (league or country)	G	min	2PT%	3PT%	FT%	OR	DR	As	St	TO	BS	PPG	Eff
2015/16	Toyota Antelopes/Japan: WJBL	27	29.0	39.6	38.3	100.0	0.7	1.6	1.5	0.4	1.0	0.6	11.2	/

MIYOSHI NAHO

DOB: 21/12/1993

Height: 165cm / 5' 4"

Club(s) 2015-16:
Chanson V-Magic
(JPN), WJBL

[@9_MIYOSHI](#)



NATIONAL TEAM STATS

Year	Event	G	min	2PT%	3PT%	FT%	OR	DR	As	St	TO	BS	PPG	Eff
------	-------	---	-----	------	------	-----	----	----	----	----	----	----	-----	-----

First appearance -



BRAZIL

cbb.com.br

@CBB_basquete

FIBA RANKING

Women: **7**

Combined: **8**



HEAD COACH

ANTONIO CARLOS BARBOSA

Nationality: BRA

DOB: 14/04/1945

Coach of NT since: 1976-1984; 1996-2007; 2015

Club team 2015-16: none

Achievements with NT: 4th place at FIBA Women's World Championship in 1998, Bronze medal at Sydney 2000 Olympics, FIBA Americas Women's Champion in 1997 and 2001, Runner-up at 2005 FIBA Americas Women's Championship

Assistant Coaches:

Cristiano Cedra & Julio Cesar Patricio

ROSTER

Name	Pos.	Height (cm. / ft.)	DOB	Club(s)
Pinto Moises Adriana	PG	170cm / 5' 6"	06/12/1978	Uninassau America Recife (BRA), LBF
Paixao Taina	PG	171cm / 5' 7"	24/05/1985	Uninassau America Recife (BRA), LBF
Rodrigues Joice	PG	168cm / 5' 6"	10/03/1988	Corinthians Americana (BRA), LBF
Marcal Palmira	SG	174cm / 5' 8"	29/11/1991	Sampaio Correa (BRA), LBF
Castro Iziane	SG	181cm / 5' 11"	13/03/1982	Sampaio Correa (BRA), LBF
Macedo Ramona Lyra	SG	179cm / 5' 10"	23/01/1994	Sampaio Correa (BRA), LBF
Pacheco Tatiane	SG	181cm / 5' 11"	16/10/1990	Uninassau America Recife (BRA), LBF
Santos Clarissa	PF	183cm / 6' 0"	30/07/1985	Chicago Sky (USA), WNBA
Dantas Damiris	SF	190cm / 6' 2"	09/03/1982	Corinthians Americana (BRA), LBF
Colhado Nadia	C	194cm / 6' 4"	20/05/1984	Sampaio Correa (BRA), LBF
Souza Erika	C	197cm / 6' 5"	06/09/1986	Chicago Sky (USA), WNBA
Santos Kelly	C	192cm / 6' 3"	10/11/1979	Uninassau America Recife (BRA), LBF
Honorio Barbara	PG	180cm / 5' 10"	25/02/1989	Corinthians Americana (BRA), LBF
Jacob Karina	PF	187cm / 6' 1"	17/11/1992	Sampaio Correa (BRA), LBF
Teixeira Patricia	SG	178cm / 5' 10"	28/09/1990	Maranhao Basquete (BRA), LBF

GROUP A



OLYMPIC APPEARANCES

1992 (Barcelona)

1996 (Atlanta)

2000 (Sydney)

2004 (Athens)

2008 (Beijing)

2012 (London)

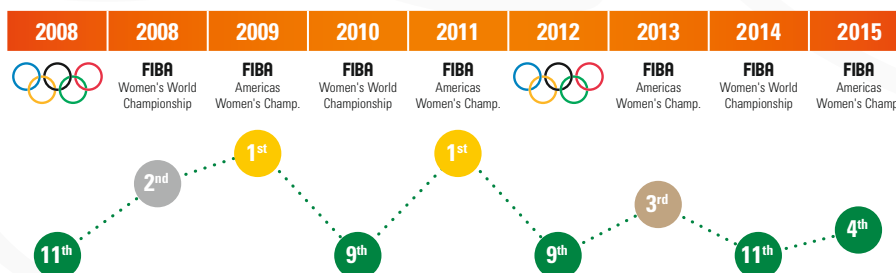
MEDAL COUNT



BEST RESULTS

SILVER MEDAL (1996)

NATIONAL TEAM HISTORY SINCE 2008



HOW DID THEY QUALIFY?

HOST

4th place at 2015 FIBA Americas Women's Championships

Americas Women's Championships

9 Aug. 2015 vs VEN 86-71

11 Aug. 2015 vs ECU 76-45

12 Aug. 2015 vs ISV 72-58

13 Aug. 2015 vs ARG 69-73

15 Aug. 2015 vs CAN 66-83

16 Aug. 2015 vs ARG 59-66

ACCUMULATED STATS AT 2015 FIBA AMERICAS WOMEN'S CHAMPIONSHIP

Name	G	Min	2PT%	3PT%	FT%	OR	DR	As	St	To	BS	PPG
I. Frederico Sangalli	5	5.6	33.3	0.0	0.0	0.4	0.4	0.0	0.2	0.6	0.0	0.8
D. Fernandes Da Costa	6	22.7	35.7	37.5	66.7	0.2	0.7	1.7	1.5	1.8	0.0	5.7
T. Da Paixao	6	27.0	38.5	28.6	78.6	0.5	2.2	3.8	0.7	2.2	0.0	8.2
P. Ribeiro	6	16.0	23.1	28.6	100.0	0.7	1.3	1.5	0.7	1.5	0.0	3.3
I. Marques	6	29.2	37.7	26.1	79.2	0.7	3.5	2.7	1.2	2.5	0.2	14.8
J. De Paula Silvestre	6	15.2	20.0	40.9	66.7	0.7	0.8	0.8	0.2	0.5	0.0	5.2
G. Justino	6	19.2	70.4	0.0	82.8	1.8	1.2	0.5	0.0	1.7	0.0	10.3
I. Leite	3	7.0	0.0	0.0	0.0	0.7	0.7	0.3	0.0	0.7	0.0	0.0
K. Jacob	6	10.8	0.0	0.0	66.7	1.0	2.3	0.8	0.0	0.7	0.0	0.7
N. Colhado	6	23.7	47.5	50.0	73.9	3.3	8.0	0.7	0.7	2.5	2.2	12.7
I. Ramona	6	19.2	45.7	0.0	64.3	1.7	2.5	1.0	0.5	1.8	0.2	6.8
K. Santos	6	9.7	31.6	0.0	37.5	1.2	2.0	1.0	0.3	1.2	0.2	3.0
Team-Coach	6	0.0	0.0	0.0	0.0	2.5	3.5	0.0	0.0	0.2	0.0	0.0
Totals	6	200.7	41.0	30.8	70.9	14.8	28.7	14.7	5.8	17.3	2.7	71.3

PINTO MOISES ADRIANA

DOB: 06/12/1978

Height: 170cm / 5' 6"

Club(s) 2015-16:
Uninassau America Recife (BRA), LBF



PG

NATIONAL TEAM STATS

Year	Event	G	min	2PT%	3PT%	FT%	OR	DR	As	St	TO	BS	PPG	Eff
2014	FIBA Women's World Championship	4	27.3	30.0	35.3	50.0	0.8	3.8	3.5	3.0	2.3	0.0	6.3	8.8
2013	Americas Women's Championship	6	20.0	65.0	47.4	64.3	0.2	2.3	4.8	3.2	0.5	0.2	10.3	11.5
2012	Women's Olympic Basketball Tournament	5	27.8	40.9	21.4	100.0	1.0	1.6	4.4	2.0	0.8	0.0	7.2	8.2
2011	Americas Women's Championship	6	28.7	20.8	50.0	80.0	1.0	3.7	5.2	2.2	1.7	0.0	9.8	13.3
2010	FIBA Women's World Championship	8	29.8	45.2	11.5	57.1	0.8	3.1	3.4	2.0	0.5	0.1	5.6	5.8
2009	Americas Women's Championship	5	27.8	40.0	61.1	72.2	1.2	3.6	4.6	0.6	2.2	0.0	10.8	18.2
2008	Women's Olympic Basketball Tournament	5	32.2	39.1	50.0	100.0	0.4	4.4	2.8	2.2	1.6	0.0	11.2	13.0

CLUB STATS 2015-16

Season	Club (league or country)	G	min	2PT%	3PT%	FT%	OR	DR	As	St	TO	BS	PPG	Eff
2015/16	América de Recife/BRA: LBF	13	21.9	57.1	42.9	68.8	0.7	3.3	3.4	/	0.1	1.2	/	12.4

SANTOS CLARISSA

DOB: 30/07/1985

Height: 183cm / 6' 0"

Club(s) 2015-16:
Chicago Sky (USA), WNBA

@Clars_santos

@cla10s



PF

NATIONAL TEAM STATS

Year	Event	G	min	2PT%	3PT%	FT%	OR	DR	As	St	TO	BS	PPG	Eff
2014	Women's World Championship	4	23.8	38.9	0.0	76.5	4.8	2.3	0.5	3.3	1.3	0.3	10.3	9.5
2013	Americas Women's Championship	6	24.5	51.6	0.0	82.1	3.7	4.5	1.8	1.8	2.0	0.8	14.5	19.7
2012	Olympic Games: Tourn. for Women	5	23.6	39.5	0.0	82.9	3.6	5.4	1.0	3.0	1.0	0.4	12.6	14.6
2011	Americas Women's Championship	3	14.7	69.2	0.0	100.0	1.7	1.0	0.7	1.0	1.0	0.0	6.3	8.3

CLUB STATS 2015-16

Season	Club (league or country)	G	min	2PT%	3PT%	FT%	OR	DR	As	St	TO	BS	PPG	Eff
2015/16	Chicago Sky/USA: WNBA	43	14.9	/	0	67.9	1.4	2.4	0.7	0.5	1	0.4	4.3	/

DANTAS DAMIRIS

DOB: 09/03/1982

Height: 190cm / 6' 2"

Club(s) 2015-16:
Atlanta Dream (USA), WNBA

@damirisdantas

@dantasdamiris



SF

NATIONAL TEAM STATS

Year	Event	G	min	2PT%	3PT%	FT%	OR	DR	As	St	TO	BS	PPG	Eff
2014	Women's World Championship	4	19.5	15.8	0.0	80.0	0.8	2.5	1.0	1.0	1.0	0.5	3.5	3.0
2013	Americas Women's Championship	6	27.3	56.0	0.0	80.0	2.2	5.2	1.7	1.5	1.0	1.0	10.7	15.0
2012	Olympic Games: Tourn. for Women	5	19.6	30.8	0.0	57.1	1.4	3.4	0.2	1.4	0.2	0.4	4.0	3.8
2011	Americas Women's Championship	6	22.5	48.1	33.3	61.5	2.2	3.7	1.5	0.5	1.0	0.7	10.2	13.0
2010	Women's World Championship	6	21.0	39.4	0.0	61.5	1.3	2.8	0.0	2.0	0.3	0.3	5.7	4.3

CLUB STATS 2015-16

Season	Club (league or country)	G	min	2PT%	3PT%	FT%	OR	DR	As	St	TO	BS	PPG	Eff
2015/16	Atlanta Dream/USA: WNBA	15	24.9	38.2	36.4	97.1	1.9	3.5	0.6	1.1	0.8	0.6	8.3	9.0
2015/16	Minnesota Lynx/USA: WNBA	16	16.6	57.6	66.7	78.9	0.6	2.7	1.2	1.1	0.2	0.3	5.6	7.0
2015/16	Corinthians/BRA: LBF	21	33.2	50.7	34.3	85.5	1.2	6.6	1.4	/	0.6	1.2	/	19.2

COLHADO NADIA

DOB: 20/05/1984

Height: 194cm / 6' 4"

Club(s) 2015-16:
Atlanta Dream (USA), WNBA

@nadiacolhado

@nadiacolhado



C

NATIONAL TEAM STATS

Year	Event	G	min	2PT%	3PT%	FT%	OR	DR	As	St	TO	BS	PPG	Eff
2015	Americas Women's Championship	6	23.7	47.5	50.0	73.9	3.3	8.0	0.7	2.5	0.7	2.2	12.7	18.7
2014	Women's World Championship	4	8.8	50.0	0.0	0.0	1.0	1.3	0.8	0.3	0.0	0.5	2.0	4.3
2013	Americas Women's Championship	6	21.3	50.0	0.0	73.3	3.7	5.2	0.7	1.5	0.2	1.2	8.5	13.8
2012	Olympic Games: Tourn. for Women	4	8.5	27.3	0.0	0.0	0.8	1.0	0.0	1.3	0.5	0.3	1.5	0.8
2011	Americas Women's Championship	5	11.0	50.0	0.0	57.1	1.8	2.0	0.2	0.4	0.6	0.4	4.8	6.80

CLUB STATS 2015-16

Season	Club (league or country)	G	min	2PT%	3PT%	FT%	OR	DR	As	St	TO	BS	PPG	Eff
2015/16	Atlanta Dream/USA: WNBA	6	4.7	50.0	0.0	0.0	0.2	0.2	0.2	0.3	0.2	0.7	1.0	0.9
2015/16	Sampaio Basquete/BRA: LBF	25	30.4	49.6	0	72.4	3.5	6.3	0.2	/	1.4	0.5	/	16.5

SOUZA ERIKA

DOB: 06/09/1986

Height: 197cm / 6' 5"

Club(s) 2015-16:
Chicago Sky (USA), WNBA

@erikasouza14

@erikasouza14



C

NATIONAL TEAM STATS

Year	Event	G	min	2PT%	3PT%	FT%	OR	DR	As	St	TO	BS	PPG	Eff
2014	Women's World Championship	4	27.0	50.0	0.0	41.7	3.0	5.5	0.8	1.8	0.8	1.0	10.8	13.5
2012	Olympic Games: Tourn. for Women	5	32.0	55.6	0.0	75.0	2.6	6.2	2.4	3.2	1.2	1.6	16.2	20.8
2011	Americas Women's Championship	6	23.3	54.9	0.0	79.2	2.3	5.7	1.8	1.0	1.2	0.8	16.2	20.8

CLUB STATS 2015-16

Season	Club (league or country)	G	min	2PT%	3PT%	FT%	OR	DR	As	St	TO	BS	PPG	Eff
2015/16	Atlanta Dream/USA: WNBA	17	29.2	45.9	0.0	54.2	2.7	4.8	1.2	1.8	0.9	0.8	8.6	10.9
2015/16	Chicago Sky/USA: WNBA	15	18.9	44.9	0.0	43.8	1.8	3.6	0.4	0.8	0.5	0.7	5.1	7.1
2015/16	Adana ASKI/Turkey: TKBL	2	30.0	55.2	0.0	75.0	4.0	6.5	2.0	2.0	0.5	0.0	20.5	22.8
2015/16	Adana Aski/EuroCup	6	19.2	46.2	0.0	80.0	2.0	3.7	1.2	3.2	0.7	0.5	7.3	9.0
2015/16	América de Recife/BRA: LBF	15	30	52.5	0	55.9	4.4	8.2	0.8	/	1.1	1.1	/	19.9



PAIXAO TAINA

DOB: 29/11/1991

Height: 171cm / 5' 7"

Club(s) 2015-16:
Uninassau/América
Do Recife (BRA), LBF



PG

NATIONAL TEAM STATS

Year	Event	G	min	2PT%	3PT%	FT%	OR	DR	As	St	TO	BS	PPG	Eff
2015	Americas Women's Championship	6	27.0	38.5	28.6	78.6	0.5	2.2	3.8	2.2	0.7	0.0	8.2	7.5
2014	Women's World Championship	4	22.5	27.8	40.0	71.4	0.5	0.5	2.5	2.3	1.3	0.5	6.5	4.5
2013	Americas Women's Championship	5	12.4	50.0	44.4	75.0	0.0	1.4	2.4	1.8	1.0	0.2	4.6	5.8

CLUB STATS 2015-16

Season	Club (league or country)	G	min	2PT%	3PT%	FT%	OR	DR	As	St	TO	BS	PPG	Eff
2015/16	América de Recife/BRA: LBF	22	29.2	43.1	22.6	83.6	0.9	2.2	2.9	/	0.1	1.3	/	7.5

RODRIGUES JOICE

DOB: 10/03/1988

Height: 168cm / 5' 6"

Club(s) 2015-16:
Corinthians Americana
(BRA), LBF



PG

NATIONAL TEAM STATS

Year	Event	G	min	2PT%	3PT%	FT%	OR	DR	As	St	TO	BS	PPG	Eff
2012	Women's Olympic Basketball Tournament	5	24.2	35.0	18.2	50.0	0.4	1.0	3.2	2.0	1.4	0.2	4.2	3.8

CLUB STATS 2015-16

Season	Club (league or country)	G	min	2PT%	3PT%	FT%	OR	DR	As	St	TO	BS	PPG	Eff
2015/16	Corinthians/BRA: LBF	27	25.9	37.6	29.2	80.4	0.5	2.9	3.3	/	0.0	1.3	/	7.6

MARCAL PALMIRA

DOB: 20/05/1984

Height: 174cm / 5' 8"

Club(s) 2015-16:
Sampaio Basquete
(BRA), LBF



SG

NATIONAL TEAM STATS

Year	Event	G	min	2PT%	3PT%	FT%	OR	DR	As	St	TO	BS	PPG	Eff
2011	Americas Women's Championship	6	22.3	55.6	20.6	62.5	0.5	1.7	1.0	1.0	1.5	0.0	7.7	5.0
2010	Women's World Championship	5	9.2	33.3	27.3	50.0	0.2	0.8	0.0	0.4	0.4	0.0	2.8	1.2
2009	Americas Women's Championship	3	10.3	33.3	25.0	50.0	0.7	0.7	0.3	0.0	0.0	0.0	3.7	1.7

CLUB STATS 2015-16

Season	Club (league or country)	G	min	2PT%	3PT%	FT%	OR	DR	As	St	TO	BS	PPG	Eff
2015/16	Sampaio Basquete/BRA: LBF	27	21.1	45.5	27	77.1	0.6	2	0.7	/	0.04	0.9	/	5.6

CASTRO IZIANE

DOB: 13/03/1982

Height: 181cm / 5' 11"

Club(s) 2015-16:
Sampaio Correa
(BRA), LBF

[@IzianeCMarques](#)



SF

NATIONAL TEAM STATS

Year	Event	G	min	2PT%	3PT%	FT%	OR	DR	As	St	TO	BS	PPG	Eff
2015	Americas Women's Championship	6	29.2	37.7	26.1	79.2	0.7	3.5	2.7	2.5	1.2	0.2	14.8	9.7
2010	Women's World Championship	8	25.8	38.6	30.4	71.0	0.6	1.3	1.1	2.6	0.9	0.1	13.4	5.3
2008	Olympic QT for Women	3	24.0	45.8	64.3	75.0	0.0	1.3	0.7	2.7	0.7	0.0	19.3	12.3
2007	Americas Women's Championship	5	25.8	62.2	17.4	59.5	0.8	2.0	2.2	1.6	1.2	0.2	18.0	12.6
2006	Women's World Championship	9	30.7	51.3	36.7	80.0	0.8	2.2	1.2	3.1	1.1	0.3	16.9	11.2
2004	Olympic Games: Tour. for Women	8	28.5	53.0	33.3	74.3	0.4	2.3	2.5	1.6	1.1	0.0	15.0	12.6

CLUB STATS 2015-16

Season	Club (league or country)	G	min	2PT%	3PT%	FT%	OR	DR	As	St	TO	BS	PPG	Eff
2015/16	Sampaio Basquete/BRA: LBF	27	27.9	47.8	32.5	80.5	0.7	3.4	1.3	/	0.3	1	/	12.0

MACEDO RAMONA LYRA

DOB: 23/01/1994

Height: 179cm / 5' 10"

Club(s) 2015-16:
Sampaio Correa
(BRA), LBF

[@isaramona](#)



SG

NATIONAL TEAM STATS

Year	Event	G	min	2PT%	3PT%	FT%	OR	DR	As	St	TO	BS	PPG	Eff
2015	Americas Women's Championship	6	19.2	45.7	0.0	64.3	1.7	2.5	1.0	1.8	0.5	0.2	6.8	6.7
2014	FIBA Women's World Championship	4	10.0	30.0	0.0	25.0	0.5	0.8	0.5	1.3	1.0	0.3	2.0	0.5

CLUB STATS 2015-16

Season	Club (league or country)	G	min	2PT%	3PT%	FT%	OR	DR	As	St	TO	BS	PPG	Eff
2015/16	Sampaio Basquete/BRA: LBF	27	20.8	51.7	38.3	78.8	1.1	2	1	/	0	1.1	/	9.4

PACHECO TATIANE

DOB: 16/10/1990
Height: 181cm / 5' 11"
Club(s) 2015-16:
 Uninassau/América
 De Recife (BRA), LBF



SF

NATIONAL TEAM STATS

Year	Event	G	min	2PT%	3PT%	FT%	OR	DR	As	St	TO	BS	PPG	Eff
2014	Women's World Championship	4	23.8	38.5	20.0	83.3	1.0	1.3	1.0	1.3	0.0	0.3	6.0	3.0
2013	Americas Women's Championship	6	27.0	58.6	50.0	60.0	0.5	2.0	1.8	1.2	1.2	0.8	12.2	13.0

CLUB STATS 2015-16

Season	Club (league or country)	G	min	2PT%	3PT%	FT%	OR	DR	As	St	TO	BS	PPG	Eff
2015/16	América de Recife/BRA: LBF	20	28.3	41	34.3	77.8	0.7	1.8	1.3	/	0.4	0.9	/	7.1
2015/16	Ex-LBF/BRA: LBF	6	34.1	51.4	20	87.8	5	7.5	1.2	/	0.5	1.7	/	24.3

SANTOS KELLY

DOB: 10/11/1979
Height: 192cm / 6' 3"
Club(s) 2015-16:
 Uninassau America
 Recife (BRA), LBF
@pivokellysantos
@kellysantosmuller



C

NATIONAL TEAM STATS

Year	Event	G	min	2PT%	3PT%	FT%	OR	DR	As	St	TO	BS	PPG	Eff
2015	Americas Women's Championship	6	9.7	31.6	0.0	37.5	1.2	2.0	1.0	1.2	0.3	0.2	3.0	2.7
2010	Women's World Championship	3	7.7	20.0	0.0	0.0	0.7	1.3	0.3	0.7	0.0	0.0	0.7	0.3
2009	Americas Women's Championship	4	15.3	44.4	0.0	33.3	0.5	3.8	1.3	1.5	0.8	0.0	4.5	5.8
2008	Olympic QT for Women	5	21.2	48.7	0.0	81.3	1.8	3.8	0.4	1.2	0.6	0.2	10.2	11.2
2008	Women's Olympic Basketball Tournament	5	28.4	45.8	0.0	76.3	2.6	4.2	1.2	2.2	0.8	0.2	14.6	14.4
2006	Women's World Championship	7	9.7	52.6	0.0	66.7	0.6	1.1	0.4	0.3	0.4	0.0	3.4	4.1
2004	Olympic Games: Tour. for Women	8	8.4	38.9	0.0	63.6	0.9	1.8	0.4	0.9	0.3	0.4	2.6	3.5

CLUB STATS 2015-16

Season	Club (league or country)	G	min	2PT%	3PT%	FT%	OR	DR	As	St	TO	BS	PPG	Eff
2015/16	América de Recife/BRA: LBF	22	23.6	52.8	0	60.3	1.4	5.3	1.1	/	0.2	0.3	/	10.6

HONORIO BARBARA

DOB: 25/02/1989
Height: 180cm / 5' 10"
Club(s) 2015-16:
 Corinthians Americana
 (BRA), LBF
@babihonorio



PG

NATIONAL TEAM STATS

Year	Event	G	min	2PT%	3PT%	FT%	OR	DR	As	St	TO	BS	PPG	Eff
2011	Americas Women's Championship	6	14.2	50.0	25.0	100.0	0.3	1.5	1.5	1.5	0.7	0.3	2.2	3.8

CLUB STATS 2015-16

Season	Club (league or country)	G	min	2PT%	3PT%	FT%	OR	DR	As	St	TO	BS	PPG	Eff
2015/16	Corinthians/BRA: LBF	27	23.8	37	24.3	75	1	2.9	2.9	/	0.1	0.9	/	6.7

JACOB KARINA

DOB: 17/11/1992
Height: 187cm / 6' 1"
Club(s) 2015-16:
 Sampaio Correa
 (BRA), LBF
@kajacob



PF

NATIONAL TEAM STATS

Year	Event	G	min	2PT%	3PT%	FT%	OR	DR	As	St	TO	BS	PPG	Eff
2015	Americas Women's Championship	6	10.8	0.0	0.0	66.7	1.0	2.3	0.8	0.7	0.0	0.0	0.7	2.5

CLUB STATS 2015-16

Season	Club (league or country)	G	min	2PT%	3PT%	FT%	OR	DR	As	St	TO	BS	PPG	Eff
2015/16	Sampaio Basquete/BRA: LBF	25	30.7	44	13.3	75	1.5	5.2	1.4	/	0.3	0.9	/	9.8

TEIXEIRA PATRICIA

DOB: 28/09/1990
Height: 178cm / 5' 10"
Club(s) 2015-16:
 Sao José (BRA), LBF
@patty077



SG

NATIONAL TEAM STATS

Year	Event	G	min	2PT%	3PT%	FT%	OR	DR	As	St	TO	BS	PPG	Eff
2015	Americas Women's Championship	6	16.0	23.1	28.6	100.0	0.7	1.3	1.5	1.5	0.7	0.0	3.3	2.7
2014	Women's World Championship	4	22.0	53.3	27.8	71.4	0.3	1.3	0.5	2.5	0.8	0.0	9.0	3.8
2013	Americas Women's Championship	6	18.7	43.5	41.2	100.0	0.3	0.7	2.8	1.0	0.7	0.2	7.3	7.2

CLUB STATS 2015-16

Season	Club (league or country)	G	min	2PT%	3PT%	FT%	OR	DR	As	St	TO	BS	PPG	Eff
2015/16	Maranhão/BRA: LBF	22	29.8	53.8	34.3	61.1	0.6	2.6	1.32	/	0	1.9	/	9.5



AUSTRALIA

basketball.net.au

@BasketballAus

FIBA RANKING

Women: **2**

Combined: **4**



HEAD COACH

BRENDAN JOYCE

Nationality: Australia

DOB: 09/12/1959

Coch of NT since: 2013

Club team 2015-16: -

Achievements with NT: Oceania Women's Champion in 2013 and 2015, 3rd place at 2014 FIBA Women's World Championship

Assistant Coach:

Damian Cotter & Lori Chizik

ROSTER

Name	Pos.	Height (cm. / ft.)	DOB	Club(s)
Burton Natalie	F	194cm / 6' 4"	23/03/1989	Perth Lynx (AUS), WNBL
Cambage Elizabeth	C	203cm / 6' 7"	18/08/1991	Shanghai Boashan Dahua (CHN), WCBA
Ebzery Katie Rae	SG	177cm / 5' 9"	08/01/1990	Dynamo Moscow (RUS), PBL
George Cayla	F	192cm / 6' 3"	01/05/1989	UNIQA Sopron (HUN), A Division
Hodges Laura	F	191cm / 6' 3"	13/12/1983	Tango Bourges Basket (FRA), LFB
Jarry Rachel	SF	186cm / 6' 1"	06/12/1991	Lattes Montpellier (FRA), LFB
Lavey Tessa	PG	172cm / 5' 7"	29/03/1993	Perth Lynx (AUS), WNBL
Mitchell Leilani	PG	165cm / 5' 4"	15/06/1985	Phoenix Mercury (USA), WNBA
Phillips Erin	SG	173cm / 5' 8"	19/05/1985	Dallas Wings (USA), WNBA
Talbot Stephanie	SG	186cm / 6' 1"	15/06/1994	Norwood Flames (AUS), SL
Taylor Penny	SG	185cm / 6' 0"	24/05/1981	Phoenix Mercury (USA), WNBA
Tolo Marianna	C	196cm / 6' 5"	02/07/1989	Canberra Capitals (AUS), WNBL

GROUP A



OLYMPIC APPEARANCES

1984 (Los Angeles)

1988 (Seoul)

1996 (Atlanta)

2000 (Sydney)

2008 (Beijing)

2012 (London)

MEDAL COUNT

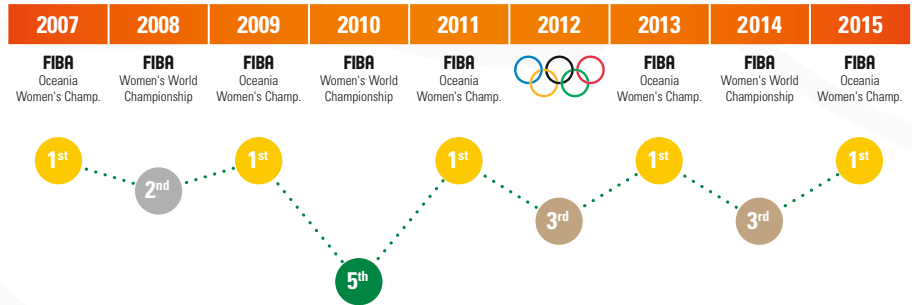


BEST RESULTS

SILVER MEDAL

(2000, 2004 and 2008)

NATIONAL TEAM HISTORY SINCE 2007



HOW DID THEY QUALIFY?

2015 FIBA Oceania Women's Champion

15 Aug. 2015	vs NZL	61-41
17 Aug. 2015	vs NZL	80-63

ACCUMULATED STATS AT 2015 FIBA OCEANIA CHAMPIONSHIP FOR WOMEN

Name	G	Min	2PT%	3PT%	FT%	OR	DR	As	St	To	BS	PPG
K. Wilson	2	6.5	0.0	0.0	100.0	0.0	0.0	0.5	0.0	0.0	0.0	1.0
T. Lavey	2	33.0	25.0	36.4	50.0	2.5	5.5	6.0	2.5	2.0	0.0	8.5
T. Madgen	2	25.5	66.7	12.5	75.0	0.0	2.0	4.5	1.0	0.5	0.0	7.0
S. Talbot	2	10.0	0.0	40.0	100.0	1.5	0.0	1.0	0.0	1.0	0.0	4.0
S. Batkovic	2	18.5	43.5	0.0	100.0	1.0	5.0	0.5	0.5	1.0	1.5	15.5
N. Burton	2	24.0	37.5	0.0	75.0	4.0	2.5	0.5	0.0	1.5	0.5	4.5
R. Jarry	2	20.0	37.5	50.0	50.0	1.5	1.5	2.5	1.0	1.5	0.5	8.5
L. Hodges	2	25.5	55.6	100.0	50.0	2.0	1.5	2.0	1.0	1.0	0.0	13.0
B. Snell	2	9.5	50.0	0.0	0.0	0.0	1.5	0.5	0.5	0.0	0.5	1.0
K. Ebzery	2	19.5	57.1	20.0	0.0	0.5	0.5	1.0	0.5	0.5	0.0	5.5
A. Kunek	2	2.5	0.0	0.0	100.0	0.0	0.0	0.0	0.0	0.5	0.0	1.0
S. Blicavs	2	5.0	0.0	0.0	100.0	0.0	3.0	0.0	0.5	0.5	0.0	1.0
Team-Coach	1	0.0	0.0	0.0	0.0	2.0	0.0	0.0	0.0	1.0	0.0	0.0
Totals	2	199.5	43.5	25.0	77.5	14.0	23.0	19.0	7.5	10.5	3.0	70.5

TAYLOR PENNY

DOB: 24/05/1981
Height: 185cm / 6' 0"
Club(s) 2015-16:
 Phoenix Mercury (USA), WNBA



SG

NATIONAL TEAM STATS

Year	Event	G	min	2PT%	3PT%	FT%	OR	DR	As	St	TO	BS	PPG	Eff
2014	Women's World Championship	6	23.0	51.1	30.8	93.3	1.2	3.2	4.8	1.7	1.2	0.7	12.0	16.0
2010	Women's World Championship	8	21.9	41.5	17.6	84.6	1.8	3.6	1.4	2.5	1.4	0.3	10.8	10.3
2008	Women's Olympic Basketball Tournament	7	24.4	46.8	26.7	88.0	2.1	4.3	2.3	2.1	2.1	0.0	11.1	14.3
2006	Women's World Championship	8	26.5	68.4	41.4	85.7	1.3	4.1	3.1	2.1	1.6	0.0	18.0	21.0
2004	Olympic Games: Tourn. for Women	8	23.9	55.9	40.0	84.6	1.6	3.8	1.6	3.0	1.6	0.5	14.8	15.3

CLUB STATS 2015-16

Season	Club (league or country)	G	min	2PT%	3PT%	FT%	OR	DR	As	St	TO	BS	PPG	Eff
2015/16	Phoenix Mercury/USA: WNBA	15	27.4	/	42.6	91.2	0.3	3.7	3.8	1.4	1.7	0.3	13.3	/

BURTON NATALIE

DOB: 23/03/1989
Height: 194cm / 6' 4"
Club(s) 2015-16:
 Perth Lynx (AUS), WNBL



PF

NATIONAL TEAM STATS


Year	Event	G	min	2PT%	3PT%	FT%	OR	DR	As	St	TO	BS	PPG	Eff
2015	Oceania Championship for Women	2	24.0	37.5	0.0	75.0	4.0	2.5	0.5	1.5	0.0	0.5	4.5	7.5
2014	Women's World Championship	6	16.8	42.9	0.0	42.9	1.5	3.7	0.5	0.8	0.3	0.2	4.5	6.5
2013	Oceania Championship for Women	2	9.0	0.0	0.0	100.0	0.0	0.5	0.0	1.0	0.0	0.0	1.0	0.0

CLUB STATS 2015-16

Season	Club (league or country)	G	min	2PT%	3PT%	FT%	OR	DR	As	St	TO	BS	PPG	Eff
2015/16	Perth Lynx/AUS: WNBL	27	71.2	/	0	50	73	66	0.9	15	27	9	6	/

CAMBAGE ELIZABETH

DOB: 18/08/1991
Height: 203cm / 6' 7"
Club(s) 2015-16:
 Shanghai Boashan Dahua (CHN), WCBAA
 @ecambage
 @ecambage



C

NATIONAL TEAM STATS

Year	Event	G	min	2PT%	3PT%	FT%	OR	DR	As	St	TO	BS	PPG	Eff
2012	Olympic Games: Tourn. for Women	8	22.0	60.3	0.0	72.4	1.3	4.4	1.1	2.5	1.0	1.6	13.6	15.8
2010	Women's World Championship	9	18.9	60.0	0.0	70.4	1.9	3.6	0.4	3.3	0.4	1.0	13.6	12.6
2009	Oceania Championship for Women	2	15.0	76.2	0.0	66.7	4.0	2.0	1.0	1.5	0.0	1.0	20.0	22.0

CLUB STATS 2015-16

Season	Club (league or country)	G	min	2PT%	3PT%	FT%	OR	DR	As	St	TO	BS	PPG	Eff
2015/16	Shanghai Boashan Dahua/CHN: WCBAA	31	/	/	30.4	82.7	/	/	1.6	1.1	3.7	1.8	26.4	/

EBZERY KATIE RAE

DOB: 08/01/1990
Height: 177cm / 5' 9"
Club(s) 2015-16:
 Sydney Uni Flames (AUS), WNBL
 @kebzery12
 @katieebzery



SG

NATIONAL TEAM STATS

Year	Event	G	min	2PT%	3PT%	FT%	OR	DR	As	St	TO	BS	PPG	Eff
2015	Oceania Championship for Women	2	19.5	57.1	20.0	0.0	0.5	0.5	1.0	0.5	0.5	0.0	5.5	3.5

CLUB STATS 2015-16

Season	Club (league or country)	G	min	2PT%	3PT%	FT%	OR	DR	As	St	TO	BS	PPG	Eff
2015/16	Sydney Uni Flames/AUS: WNBL	24	/	/	40	90	17	60	4	17	61	4	17.7	/

GEORGE CAYLA

DOB: 01/05/1989
Height: 192cm / 6' 3"
Club(s) 2015-16:
 Townsville Fire (AUS), WNBL
 @CaylaFrancis
 @cfrannykg



F

NATIONAL TEAM STATS

Year	Event	G	min	2PT%	3PT%	FT%	OR	DR	As	St	TO	BS	PPG	Eff
2014	Women's World Championship	6	13.5	41.4	35.7	80.0	2.0	2.5	0.5	0.3	0.3	1.0	7.2	8.7
2013	Oceania Championship for Women	2	6.0	25.0	0.0	75.0	1.5	0.0	0.0	1.0	0.0	0.5	2.5	1.0

CLUB STATS 2015-16

Season	Club (league or country)	G	min	2PT%	3PT%	FT%	OR	DR	As	St	TO	BS	PPG	Eff
2015/16	Phoenix Mercury/USA: WNBA	32	11.7	52.3	28.1	80.0	0.7	2.2	0.7	0.7	0.3	0.6	4.7	4.9
2015/16	Townsville Fire/AUS: WNBL	28	/	/	30	80	65	268	2.1	15	58	30	13.6	/



HODGES LAURA


DOB: 13/12/1983

Height: 191cm / 6' 3"

Club(s) 2015-16:
Tango Bourges Basket
(FRA), LFB

@Laura_Hodges11

@laura_hodges11



NATIONAL TEAM STATS

Year	Event	G	min	2PT%	3PT%	FT%	OR	DR	As	St	TO	BS	PPG	Eff
2015	Oceania Championship for Women	2	25.5	55.6	100.0	50.0	2.0	1.5	2.0	1.0	1.0	0.0	13.0	13.0
2014	Women's World Championship	6	18.0	40.7	33.3	66.7	1.0	2.0	0.5	0.5	0.3	0.0	5.8	5.3
2013	Oceania Championship for Women	2	25.0	45.5	0.0	100.0	2.5	2.0	2.5	1.0	1.0	0.5	5.5	9.5
2012	Olympic Games: Tourn. for Women	1	5.0	0.0	0.0	0.0	0.0	1.0	0.0	0.0	0.0	0.0	0.0	1.0
2011	Oceania Championship for Women	3	10.0	42.9	0.0	0.0	1.3	1.3	1.0	0.7	0.0	0.0	2.0	3.3
2008	Women's Olympic Basketball Tournament	8	16.3	50.0	50.0	71.4	1.4	1.5	0.8	0.6	0.1	0.1	7.6	7.4

CLUB STATS 2015-16

Season	Club (league or country)	G	min	2PT%	3PT%	FT%	OR	DR	As	St	TO	BS	PPG	Eff
2015/16	Bourges Basket/EuroCup	4	7.8	30.0	0.0	0.0	0.3	0.3	0.0	0.8	0.0	0.0	1.5	0.1
2015/16	Bourges Basket/EuroLeague	14	15.8	42.2	100.0	64.7	0.9	1.4	0.7	1.1	0.1	0.1	4.9	4.1

JARRY RACHEL

DOB: 06/12/1991

Height: 186cm / 6' 1"

Club(s) 2015-16:
SEQ Stars (AUS), WNBL

@rmjarry

@rmjarry



NATIONAL TEAM STATS

Year	Event	G	min	2PT%	3PT%	FT%	OR	DR	As	St	TO	BS	PPG	Eff
2015	Oceania Championship for Women	2	20.0	37.5	50.0	50.0	1.5	1.5	2.5	1.5	1.0	0.5	8.5	9.0
2014	Women's World Championship	6	19.5	44.4	0.0	84.6	0.7	1.8	0.7	1.8	0.8	0.5	7.7	6.2
2012	Olympic Games: Tourn. for Women	8	16.6	54.2	0.0	72.7	1.5	1.3	0.9	1.3	0.4	0.1	4.3	4.9

CLUB STATS 2015-16

Season	Club (league or country)	G	min	2PT%	3PT%	FT%	OR	DR	As	St	TO	BS	PPG	Eff
2015/16	SEQ Stars/AUS: WNBL	26	/	/	50	80	44	101	2.6	24	52	7	14.2	/

LAVEY TESSA

DOB: 29/03/1993

Height: 172cm / 5' 7"

Club(s) 2015-16:
Perth Lynx (AUS), WNBL

@tLavey5

@tessalavey



NATIONAL TEAM STATS

Year	Event	G	min	2PT%	3PT%	FT%	OR	DR	As	St	TO	BS	PPG	Eff
2015	Oceania Championship for Women	2	33.0	25.0	36.4	50.0	2.5	5.5	6.0	2.0	2.5	0.0	8.5	16.0
2014	Women's World Championship	6	12.3	40.0	14.3	83.3	0.3	1.2	1.3	1.0	0.5	0.0	2.7	2.8

CLUB STATS 2015-16

Season	Club (league or country)	G	min	2PT%	3PT%	FT%	OR	DR	As	St	TO	BS	PPG	Eff
2015/16	Perth Lynx/AUS: WNBL	27	/	/	30	90	25	64	3.4	30	46	6	10.2	/

MITCHELL LEILANI

DOB: 15/06/1985

Height: 165cm / 5' 4"

Club(s) 2015-16:
Adelaide Lightning
(AUS), WNBL

@lil_lei05



NATIONAL TEAM STATS

Year	Event	G	min	2PT%	3PT%	FT%	OR	DR	As	St	TO	BS	PPG	Eff
2014	Women's World Championship	6	17.0	25.0	29.4	91.7	0.5	1.7	3.5	1.3	0.7	0.2	5.0	7.0

CLUB STATS 2015-16

Season	Club (league or country)	G	min	2PT%	3PT%	FT%	OR	DR	As	St	TO	BS	PPG	Eff
2015/16	Phoenix Mercury/USA: WNBA	32	23.9	34.3	40.0	88.9	0.3	1.8	2.8	1.4	1.1	0.1	7.0	5.0
2015/16	Adelaide Lightning/AUS: WNBL	24	/	/	30	90	19	67	5.2	55	83	4	17.4	/

PHILLIPS ERIN

DOB: 19/05/1985

Height: 173cm / 5' 8"

Club(s) 2015-16:
Los Angeles Sparks
(USA), WNBA

@erinphillips131



NATIONAL TEAM STATS

Year	Event	G	min	2PT%	3PT%	FT%	OR	DR	As	St	TO	BS	PPG	Eff
2014	Women's World Championship	6	26.2	55.6	16.7	100.0	1.2	2.8	4.0	1.5	1.5	0.2	8.7	12.3
2010	Women's World Championship	9	13.6	41.4	0.0	72.2	1.1	1.6	1.3	0.9	0.9	0.0	4.1	4.7
2008	Women's Olympic Basketball Tournament	6	5.3	25.0	42.9	0.0	0.8	0.7	0.3	0.3	0.2	0.0	0.0	1.8
2006	Women's World Championship	7	8.4	44.4	20.0	62.5	0.4	1.0	1.3	0.9	0.4	0.0	2.3	2.9

CLUB STATS 2015-16

Season	Club (league or country)	G	min	2PT%	3PT%	FT%	OR	DR	As	St	TO	BS	PPG	Eff
2015/16	Los Angeles Sparks/USA: WNBA	12	31.1	30.4	26.7	85.0	0.8	2.2	3.1	1.5	0.9	0.2	6.8	4.3

TALBOT STEPHANIE

DOB: 15/06/1994

Height: 186cm / 6' 1"

Club(s) 2015-16:
Canberra Capitals
(AUS), SL

[@stephtalbot7](#)

[@stephanie.talbot](#)



NATIONAL TEAM STATS

Year	Event	G	min	2PT%	3PT%	FT%	OR	DR	As	St	TO	BS	PPG	Eff
2015	Oceania Championship for Women	2	10.0	0.0	40.0	100.0	1.5	0.0	1.0	1.0	0.0	0.0	4.0	3.5

CLUB STATS 2015-16

Season	Club (league or country)	G	min	2PT%	3PT%	FT%	OR	DR	As	St	TO	BS	PPG	Eff
2015/16	Canberra Capitals/AUS: WNBL	24	/	/	30	80	43	125	2.7	30	93	19	11	/

TOLO MARIANNA

DOB: 02/07/1989

Height: 196cm / 6' 5"

Club(s) 2015-16:
Los Angeles Sparks
(USA), WNBA

[@MariannaTolo](#)

[@mariannatolo](#)



NATIONAL TEAM STATS

Year	Event	G	min	2PT%	3PT%	FT%	OR	DR	As	St	TO	BS	PPG	Eff
2014	Women's World Championship	6	22.8	56.0	0.0	85.0	3.0	2.2	0.7	1.2	0.8	1.0	12.2	14.5
2013	Oceania Championship for Women	2	13.0	66.7	0.0	71.4	0.5	1.5	1.5	1.0	0.0	1.5	6.5	8.5
2011	Oceania Championship for Women	3	12.0	40.0	0.0	75.0	1.0	3.0	0.3	0.3	0.0	2.0	3.7	7.0
2010	Women's World Championship	8	11.6	63.6	0.0	58.3	1.5	0.9	0.3	0.1	0.3	0.8	4.4	6.1
2009	Oceania Championship for Women	2	18.0	71.4	0.0	80.0	2.5	1.0	1.5	1.0	0.5	1.0	9.0	12.5
2007	Oceania Championship for Women	3	12.7	60.0	0.0	100.0	2.0	1.3	0.7	1.7	0.0	1.0	9.0	9.7

CLUB STATS 2015-16

Season	Club (league or country)	G	min	2PT%	3PT%	FT%	OR	DR	As	St	TO	BS	PPG	Eff
2015/16	Los Angeles Sparks/USA: WNBA	28	18.9	49.1	0.0	80.6	0.8	2.2	1.0	1.0	0.3	1.0	4.9	5.4



BELARUS

www.bbf.by

@belarusbasket

FIBA RANKING

Women: **10**

Combined: **23**



HEAD COACH

ANATOLI BUYALSKI

Nationality: Belarus

DOB: 15/12/1959

Coch of NT since: 1997-1999; 2001-2011; 2015

Club team 2015-16: Horizont Minsk Region

Achievements with NT: 3rd place at EuroBasket Women 2007 (first ever medal), 6th place at Olympic Games 2008 (first appearance), 4th place at FIBA Women's World Championship in 2010 (first appearance)

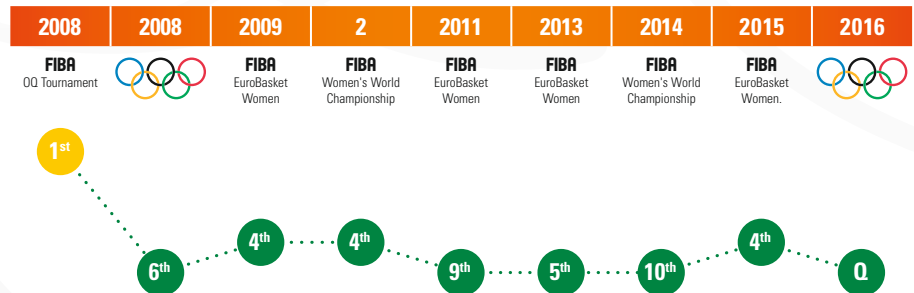
Assistant Coach:

Mikalai Buzliakou

ROSTER

Name	Pos.	Height (cm. / ft.)	DOB	Club(s)
Filonchik Maryia	PF	189cm / 6' 2"	10/01/1992	SBK Olimpia Grodno (BLR), PL
Harding Lindsey	G	173cm / 5' 8"	12/06/1984	Phoenix Mercury (USA), WNBA
Leuchanka Yelena	C	195cm / 6' 4"	30/04/1983	Guangdong Dolphins (CHN), WCBA
Likhtarovich Tatsiana	SG	180cm / 5' 10"	29/03/1988	Aluivent DVTK (HUN), ADIV
Papova Maryia	F	189cm / 6' 2"	13/07/1994	Galatasaray (TUR), KBSL
Rytsikava Yuliya	SG	180cm / 5' 10"	08/09/1986	BK Gorizont Minsk (BLR), PL
Snytsina Katsiaryna	SF	188cm / 6' 2"	02/09/1985	Hatay Bsb (TUR), KBSL
Tarasava Aliaksandra	PG	170cm / 5' 6"	23/06/1988	TSV 1880 Wasserburg (GER), DBBL
Trafimava Nataliya	F	184cm / 6' 0"	16/06/1979	BK Gorizont Minsk (BLR), PL
Troina Tatyana	F	188cm / 6' 2"	30/06/1981	Basket Gdynia (BLR), BLK
Verameyenka Anastasiya	C	192cm / 6' 3"	10/07/1987	Fenerbahce (TUR), KBSL
Ziuzkova Volha	PG	171cm / 5' 7"	14/06/1983	BK Gorizont Minsk (BLR), PL
Brych Hanna	F	186cm / 6' 1"	08/03/1997	BK Gorizont Minsk (BLR), PL
Holubeva Alena	PG	178cm / 5' 10"	04/04/1994	SBK Olimpia Grodno (BLR), PL
Ivashchanka Maryna	F	190cm / 6' 2"	08/11/1993	BK Tsmoki-Minsk (BLR), PL

NATIONAL TEAM HISTORY SINCE 2008



OLYMPIC APPEARANCES 2008 (Beijing)

BEST RESULTS 6th (2008)

HOW DID THEY QUALIFY?

5th place at FIBA Women's Olympic Qualifying Tournament 2016

13 Jun. 2016	vs NGR	71-60
15 Jun. 2016	vs KOR	65-66
17 Jun. 2016	vs CHN	70-84
18 Jun. 2016	vs ARG	84-44
19 Jun. 2016	vs KOR	56-39

ACCUMULATED STATS AT WOMEN'S QUALIFYING TOURNAMENT NANTES 2016

Name	G	Min	2PT%	3PT%	FT%	OR	DR	As	St	To	BS	PPG
M. Papova	5	24.0	52.9	42.9	88.9	0.8	3.0	0.4	1.8	2.8	0.0	8.8
K. Snytsina	5	15.4	53.8	0.0	0.0	0.8	1.6	1.4	0.4	0.8	0.4	2.8
T. Likhtarovich	5	35.4	50.0	23.8	100.0	0.4	2.6	2.8	0.6	1.2	0.2	9.0
V. Ziuzkova	4	6.5	0.0	50.0	0.0	0.3	0.5	0.5	0.0	1.0	0.0	0.8
A. Verameyenka	5	28.6	53.7	33.3	33.3	3.0	5.4	2.6	0.8	1.2	2.8	11.4
Y. Leuchanka	5	27.4	57.4	0.0	75.0	3.0	7.8	3.2	1.6	4.2	0.2	12.6
L. Harding	5	33.8	50.0	33.3	66.7	0.4	2.2	4.0	1.0	3.2	0.0	13.8
T. Troina	5	22.4	54.5	40.0	83.3	0.4	4.2	3.4	1.4	2.0	0.0	8.2
N. Trafimava	1	2.0	0.0	0.0	0.0	0.0	1.0	0.0	0.0	0.0	0.0	0.0
N. Anufryienka	3	5.3	0.0	0.0	83.3	0.0	0.7	0.0	0.0	1.3	0.0	1.7
K. Malashka	1	5.0	0.0	0.0	0.0	0.0	2.0	0.0	0.0	1.0	0.0	0.0
Y. Rytsikava	3	5.0	33.3	100.0	0.0	0.7	0.3	0.0	0.0	1.0	0.0	1.7
Team-Coach	5	0.0	0.0	0.0	0.0	0.8	2.2	0.0	0.0	0.6	0.0	0.0
Totals	5	199.8	52.3	29.2	79.2	10.2	30.6	18.2	7.6	18.4	3.6	69.2

TROINA TATYANA

DOB: 30/06/1981
Height: 188 cm / 6' 2"
Club(s) 2015-16:
 Basket Gdynia (POL), BLK
 @troina



NATIONAL TEAM STATS

Year	Event	G	min	2PT%	3PT%	FT%	OR	DR	As	St	TO	BS	PPG	Eff
2016	Women's Qualifying Tournament	5	22.4	54.5	40.0	83.3	0.4	4.2	3.4	2.0	1.4	0.0	8.2	12.0
2015	Eurobasket Women	10	12.2	37.5	36.4	100.0	0.4	1.0	1.4	0.7	0.5	0.0	4.2	4.4
2014	Women's World Championship	4	21.3	66.7	21.4	50	0	2.3	1.8	0.5	2.5	0	5.5	3.8
2011	Eurobasket Women	6	24.0	37.9	19.0	100.0	1.3	2.8	1.0	2.3	0.7	0.2	6.5	4.3
2010	Women's World Championship	9	17.8	34.2	39.4	85	0.4	1	1.1	0.6	1.7	0.1	9.1	5.3
2009	Eurobasket Women	8	17.9	57.1	33.3	75.0	0.4	1.3	0.9	1.6	0.3	0.5	7.5	5.3

CLUB STATS 2015-16

Season	Club (league or country)	G	min	2PT%	3PT%	FT%	OR	DR	As	St	TO	BS	PPG	Eff
2015/16	Basket Gdynia/POL: BLK	24	17.3	46.8	36.5	91.7	0.8	1.7	1.5	0.4	1.5	0.1	6.4	/
2015/16	Basket Gdynia/POL: EEWBL	9	23.2	47.7	42.1	90.0	0.7	1.9	1.4	1.3	1.4	0.2	8.3	/

HARDING LINDSEY

DOB: 12/06/1984
Height: 173 cm / 5' 8"
Club(s) 2015-16:
 Dinamo Kursk (BLR), PL
 @Lindsey_Harding
 @lindsey_harding



NATIONAL TEAM STATS

Year	Event	G	min	2PT%	3PT%	FT%	OR	DR	As	St	TO	BS	PPG	Eff
2016	Women's Qualifying Tournament	5	33.8	50.0	33.3	66.7	0.4	2.2	4.0	3.2	1.0	0.0	13.8	11.2
2015	Eurobasket Women	10	36.4	44.2	42.1	70.6	0.8	3.8	5.3	3.5	0.8	0.1	11.2	12.1

CLUB STATS 2015-16

Season	Club (league or country)	G	min	2PT%	3PT%	FT%	OR	DR	As	St	TO	BS	PPG	Eff
2015/16	BGD/Turkey: TKBL (women)	2	27.5	52.9	0.0	87.5	0.0	3.0	2.5	1.5	0.0	0.0	12.5	11.0
2015/16	Dynamo Kursk/EL(women)	9	24.8	47.5	11.1	68.4	0.2	2.7	2.3	1.0	1.2	0.0	6.0	5.3
2015/16	Dynamo Kursk/L (women)	2	36.5	35.0	0.0	0.0	2.0	4.0	4.5	3.0	1.5	0.0	7.0	7.0

LEUCHANKA YELENA

DOB: 30/04/1983
Height: 195 cm / 6' 4"
Club(s) 2015-16:
 Yakindogu (TUR), KBSL
 @yelenaleu
 @yelenaleu



NATIONAL TEAM STATS

Year	Event	G	min	2PT%	3PT%	FT%	OR	DR	As	St	TO	BS	PPG	Eff
2016	Women's Qualifying Tournament	5	27.4	57.4	0.0	75.0	3.0	7.8	3.2	4.2	1.6	0.2	12.6	19.6
2015	Eurobasket Women	10	31.0	47.8	0.0	77.4	3.8	7.7	2.3	3.7	0.8	0.4	14.9	19.1
2014	Women's World Championship	4	34.3	54.5	0	76.9	2.8	10.3	4.8	0.8	2.5	0.5	14.5	24.8
2013	Eurobasket Women	9	24.8	51.3	0.0	76.0	2.8	6.1	1.0	3.1	1.3	0.0	11.0	14.2
2011	Eurobasket Women	6	22.2	52.9	0.0	57.1	2.5	5.7	2.2	2.5	0.5	0.3	7.3	11.8
2010	Women's World Championship	9	26.9	53.8	27.3	81.6	2.3	6.4	1.1	1.2	2.9	0.3	14.8	17.4

CLUB STATS 2015-16

Season	Club (league or country)	G	min	2PT%	3PT%	FT%	OR	DR	As	St	TO	BS	PPG	Eff
2015/16	Yakindogu/TUR: KBSL	10	34.4	49.5	0.0	64.5	3.4	6.4	3.6	1.2	3.4	0.2	34.4	/
2015/16	Guangdong/Japan	25	/	51.1	0.0	76.3	4.2	8.7	3.1	1.7	4.4	0.4	20.6	/

LIKHTAROVICH TATSIANA

DOB: 29/03/1988
Height: 180 cm / 5' 10"
Club(s) 2015-16:
 Aluinvent DVTK (HUN), ADIV
 @tatsianalikhtarovich



NATIONAL TEAM STATS

Year	Event	G	min	2PT%	3PT%	FT%	OR	DR	As	St	TO	BS	PPG	Eff
2016	Women's Qualifying Tournament	5	35.4	50.0	23.8	100.0	0.4	2.6	2.8	1.2	0.6	0.2	9.0	9.0
2015	Eurobasket Women	10	26.8	45.7	32.3	54.5	0.5	2.0	1.6	1.5	0.7	0.4	7.8	6.4
2014	Women's World Championship	4	31.5	34.6	62.5	100	1.3	1.3	2.3	0.8	2	1	10.8	10.3

CLUB STATS 2015-16

Season	Club (league or country)	G	min	2PT%	3PT%	FT%	OR	DR	As	St	TO	BS	PPG	Eff
2015/16	Aluin. DVTK M./HUN: A Div.	18	20.5	35.1	30.2	78.6	0.6	1.7	1.9	1.6	1.4	0.3	5.6	4.0
2015/16	Aluin. DVTK M./HUN: A Div.	9	28.8	44.8	43.8	83.3	0.4	2.0	1.2	2.4	0.9	0.2	10.3	8.4
2015/16	Aluinvent Miskolc/EuroCup	24	22.8	59.1	35.3	87.5	0.5	1.5	1.5	0.5	0.7	0.5	8.5	7.1
2015/16	Aluinvent Miskolc/EuroCup	4	30.0	54.5	0.0	57.1	1.5	5.0	3.0	1.5	3.5	0.0	8.0	10.3
2015/16	Aluinvent Miskolc/EuroCup	8	24.5	28.6	55.6	50.0	0.5	1.8	3.3	1.8	2.3	0.3	6.5	5.0

SNYTSINA KATSIARYNA

DOB: 02/09/1985
Height: 188 cm / 6' 2"
Club(s) 2015-16:
 Hatay BSB (TUR), KBSL
 @snytsina



NATIONAL TEAM STATS

Year	Event	G	min	2PT%	3PT%	FT%	OR	DR	As	St	TO	BS	PPG	Eff
2016	Women's Qualifying Tournament	5	15.4	53.8	0.0	0.0	0.8	1.6	1.4	0.8	0.4	0.4	2.8	2.8
2015	Eurobasket Women	10	31.8	46.7	28.0	71.4	1.0	2.4	2.3	2.0	1.7	0.6	12.4	9.6
2014	Women's World Championship	4	30.8	48	42.9	75	1.5	2.5	2.8	0	2	1	14.3	13.3
2013	Eurobasket Women	9	28.2	54.8	22.6	70.0	0.8	3.3	2.1	2.1	1.7	0.7	8.2	9.6
2011	Eurobasket Women	6	20.3	53.3	20.8	87.5	1.0	3.2	0.8	1.8	0.8	0.0	9.0	7.3
2009	Eurobasket Women	8	18.9	45.2	28.0	84.6	1.0	1.9	1.1	1.3	0.4	0.1	8.8	6.6
2008	Women's Olympic QT	3	7.7	40.0	0.0	0.0	0.3	0.7	0.3	0.3	0.0	0.3	1.3	0.7

CLUB STATS 2015-16

Season	Club (league or country)	G	min	2PT%	3PT%	FT%	OR	DR	As	St	TO	BS	PPG	Eff
2015/16	Hatay BSB/Turkey: TKBL	2	33.0	26.7	40.0	100.0	2.0	4.0	2.5	1.0	1.0	1.0	7.5	8.3



PAPOVA MARYIA

DOB: 13/07/1994

Height: 189 cm / 6' 2"

Club(s) 2015-16:
Enisey Krasnoyarski
Kraj (RUS), PBL

@masha_popova13



NATIONAL TEAM STATS

Year	Event	G	min	2PT%	3PT%	FT%	OR	DR	As	St	TO	BS	PPG	Eff
2016	Women's Qualifying Tournament	5	24.0	52.9	42.9	88.9	0.8	3.0	0.4	2.8	1.8	0.0	8.8	8.6
2015	Eurobasket Women	10	18.8	48.8	45.0	91.7	1.4	2.2	0.7	0.9	0.2	0.2	8.0	8.4
2014	Women's World Championship	4	17	64.7	12.5	100	0.5	3	0.5	0.8	0.5	0.3	7	8.3
2013	Eurobasket Women	9	9.7	20.0	75.0	100.0	0.4	1.2	0.4	0.0	0.2	0.1	2.3	3.3

CLUB STATS 2015-16

Season	Club (league or country)	G	min	2PT%	3PT%	FT%	OR	DR	As	St	TO	BS	PPG	Eff
2015/16	Enisey /EuroCup	24	27.0	51.2	22.7	95.2	1.2	5.0	1.0	1.0	0.8	0.5	13.2	12.9
2015/16	Enisey /EuroCup	2	24.5	30.0	14.3	28.6	0.0	3.0	1.0	1.0	1.0	0.0	5.5	0.0

TRAFIMAVA NATALIYA

DOB: 16/06/1979

Height: 184 cm / 6' 0"

Club(s) 2015-16:
BK Gorizont Minsk
(BLR), PL



NATIONAL TEAM STATS

Year	Event	G	min	2PT%	3PT%	FT%	OR	DR	As	St	TO	BS	PPG	Eff
2016	Women's Qualifying Tournament	1	2.0	0.0	0.0	0.0	0.0	1.0	0.0	0.0	0.0	0.0	0.0	-1.0
2015	Eurobasket Women	6	8.5	28.6	0.0	75.0	0.5	0.2	0.7	0.3	0.5	0.2	1.2	1.7
2014	Women's World Championship	3	7.7	0	0	0	0.3	1.3	0	0.3	0.7	0	0	-0.3
2013	Eurobasket Women	7	10.0	22.2	30.0	0.0	0.3	1.4	0.4	0.7	0.1	0.1	1.9	1.6
2011	Eurobasket Women	6	20.5	53.8	27.8	60.0	0.7	1.8	2.0	1.0	0.8	0.0	5.3	6.2
2010	Women's World Championship	9	30.3	70.6	42.9	50	1.3	2.6	1.9	1	2.6	0.1	6.8	8.7

CLUB STATS 2015-16

Season	Club (league or country)	G	min	2PT%	3PT%	FT%	OR	DR	As	St	TO	BS	PPG	Eff
2015/16	BK Gorizont Minsk/BLR: PL	28	23.4	57.0	42.9	81.3	1.4	4.2	2.4	1.6	1.3	0.5	8.0	/
2015/16	BK Gorizont Minsk/BLR: EEWBL	6	29.3	54.3	38.9	94.4	1.8	4.8	2.3	2.2	1.7	0.5	12.7	/

VERAMEYENKA ANASTASIYA

DOB: 10/07/1987

Height: 192 cm / 6' 3"

Club(s) 2015-16:
Fenerbahce (TUR), KBSL

@veremeenkonastya



NATIONAL TEAM STATS

Year	Event	G	min	2PT%	3PT%	FT%	OR	DR	As	St	TO	BS	PPG	Eff
2016	Women's Qualifying Tournament	5	28.6	53.7	33.3	33.3	3.0	5.4	2.6	1.2	0.8	2.8	11.4	19.0
2015	Eurobasket Women	10	28.4	50.9	25.0	69.2	1.3	3.4	1.9	1.2	0.5	1.3	8.0	10.6
2013	Eurobasket Women	9	30.2	38.2	42.9	81.8	1.1	6.0	1.9	1.9	0.6	2.2	8.8	12.9
2011	Eurobasket Women	5	25.6	51.9	16.7	66.7	1.8	4.2	1.8	1.8	0.6	1.4	7.0	11.0
2010	Women's World Championship	9	27.6	59.4	52.4	88.9	1.9	4.4	1	1	2.2	1.7	13	16.7
2009	Eurobasket Women	9	25.3	49.3	40.0	100.0	1.9	4.7	1.3	2.1	0.4	2.7	10.1	14.6
2008	Women's Olympic QT	3	32.0	66.7	25.0	78.6	3.7	6.7	0.7	3.3	1.3	2.7	12.7	20.3

CLUB STATS 2015-16

Season	Club (league or country)	G	min	2PT%	3PT%	FT%	OR	DR	As	St	TO	BS	PPG	Eff
2015/16	Fenerbahce S.K./Turkey: TKBL	2	14.5	42.9	0.0	0.0	1.5	1.5	2.0	0.0	0.5	0.0	3.0	4.3
2015/16	Fenerbahce/EuroLeague	14	25.7	50.7	30.4	55.6	2.3	3.9	1.9	2.0	1.2	1.9	7.1	9.4

ZIUZKOVA VOLHA

DOB: 14/06/1983

Height: 171 cm / 5' 7"

Club(s) 2015-16:
BK Tsmoki-Minsk
(BLR), PL



NATIONAL TEAM STATS

Year	Event	G	min	2PT%	3PT%	FT%	OR	DR	As	St	TO	BS	PPG	Eff
2016	Women's Qualifying Tournament	4	6.5	0.0	50.0	0.0	0.3	0.5	0.5	1.0	0.0	0.0	0.8	0.8
2015	Eurobasket Women	10	10.4	37.5	38.5	75.0	0.1	0.8	0.4	0.3	0.3	0.0	2.4	2.3
2014	Women's World Championship	4	15	33.3	14.3	100	0.5	0.5	0.8	1	1.3	0	2.3	1.3

CLUB STATS 2015-16

Season	Club (league or country)	G	min	2PT%	3PT%	FT%	OR	DR	As	St	TO	BS	PPG	Eff
2015/16	Tsmoki-Minsk/EuroCup	6	22.8	23.1	22.2	50.0	0.8	3.3	2.0	2.0	0.3	0.0	3.2	3.2

RYTSIKAVA YULIYA

DOB: 08/09/1986

Height: 180cm / 5' 10"

Club(s) 2015-16:
Bk Gorizont Minsk
(BLR), PL



NATIONAL TEAM STATS

Year	Event	G	min	2PT%	3PT%	FT%	OR	DR	As	St	TO	BS	PPG	Eff
2016	Women's Qualifying Tournament	3	5.0	33.3	100.0	0.0	0.7	0.3	0.0	1.0	0.0	0.0	1.7	1.0
2016	Women's Qualifying Tournament	3	5.0	33.3	100.0	0.0	0.7	0.3	0.0	1.0	0.0	0.0	1.7	1.0
2015	Eurobasket Women	1	5.0	0.0	0.0	0.0	2.0	0.0	0.0	6.0	0.0	0.0	0.0	-6.0
2011	Eurobasket Women	6	11.8	33.3	9.1	100.0	1.5	0.7	0.5	0.7	0.7	0.0	2.2	1.8
2010	Women's World Championship	9	23.1	28.1	42.3	100.0	0.9	1.2	0.8	1.6	0.7	0.0	5.9	3.7
2009	Eurobasket Women	9	16.7	47.1	37.5	57.1	1.0	0.7	0.7	0.9	0.2	0.2	4.2	3.7

CLUB STATS 2015-16

Season	Club (league or country)	G	min	2PT%	3PT%	FT%	OR	DR	As	St	TO	BS	PPG	Eff
2015/16	BK Gorizont Minsk/BLR: PL	27	21.0	55.2	41.8	90.2	1.7	2.6	1.7	1.0	1.3	0.7	11.2	/
2015/16	BK Gorizont Minsk/BLR: EEWBL	6	28.0	56.1	10	100	3.3	1.7	2.2	1.5	1.5	0.5	10.2	/

TARASAVA ALIAKSANDRA

DOB: 23/06/1988

Height: 170cm / 5' 6"

Club(s) 2015-16:
TSV 1880 Wasserburg
(GER), DBBL



PG

NATIONAL TEAM STATS

Year	Event	G	min	2PT%	3PT%	FT%	OR	DR	As	St	TO	BS	PPG	Eff
2014	FIBA Women's World Championship	1	5.0	100.0	0.0	0.0	1.0	0.0	0.0	2.0	0.0	0.0	2.0	1.0
2013	Eurobasket Women	9	26.4	40.0	26.7	100.0	0.2	1.8	1.7	3.0	0.9	0.1	8.1	4.0
2010	FIBA Women's World Championship	9	9.0	0.0	33.3	0.0	0.3	0.7	1.3	0.7	0.1	0.0	0.7	1.3
2009	Eurobasket Women	2	2.5	100.0	0.0	0.0	0.5	0.5	0.0	1.5	0.5	0.0	1.0	1.0

CLUB STATS 2015-16

Season	Club (league or country)	G	min	2PT%	3PT%	FT%	OR	DR	As	St	TO	BS	PPG	Eff
2015/16	Halle/GER: DBBL	25	32	47.3	40.9	87.8	0.9	2.1	3	1.9	3.6	0	23.5	/

FILONCHYK MARYIA

DOB: 10/01/1992

Height: 189cm / 6' 2"

Club(s) 2015-16:
SBK Olimpia Grodno
(BLR), PL



SG

NATIONAL TEAM STATS

Year	Event	G	min	2PT%	3PT%	FT%	OR	DR	As	St	TO	BS	PPG	Eff
- First appearance -														

CLUB STATS 2015-16

Season	Club (league or country)	G	min	2PT%	3PT%	FT%	OR	DR	As	St	TO	BS	PPG	Eff
2015/16	SBK Olimpia Grodno/BLR: PL	29	30.2	45.9	35.5	87.2	2	7.1	2.6	1.6	1.6	1	14	/
2015/16	SBK Olimpia Grodno/BLR: Baltic L.	10	35.5	49.3	29.2	69.6	3	5.8	3.2	1.7	2	0.7	13	/
2015/16	SBK Olimpia Grodno/BLR: EEWBL	5	36	46.3	31.3	64.3	2.6	7	3.4	1.8	1.8	0.6	15.4	/

BRYCH HANNA

DOB: 08/03/1997

Height: 186cm / 6' 1"

Club(s) 2015-16:
BK Gorizont Minsk
(BLR), PL



F

NATIONAL TEAM STATS

Year	Event	G	min	2PT%	3PT%	FT%	OR	DR	As	St	TO	BS	PPG	Eff
- First appearance -														

CLUB STATS 2015-16

Season	Club (league or country)	G	min	2PT%	3PT%	FT%	OR	DR	As	St	TO	BS	PPG	Eff
2015/16	RGUOR/BLR: PL	21	29.6	39.4	21.4	68.9	1.9	3.9	1.5	0.8	2.4	0.3	11.1	/

IVASHCHANKA MARYNA

DOB: 08/11/1993

Height: 190cm / 6' 2"

Club(s) 2015-16:
BK Tsmoki-Minsk (BLR), PL



F

NATIONAL TEAM STATS

Year	Event	G	min	2PT%	3PT%	FT%	OR	DR	As	St	TO	BS	PPG	Eff
2015	Eurobasket Women	2	2.5	0.0	0.0	50.0	1.0	1.0	0.5	0.0	0.0	0.0	0.5	1.0

CLUB STATS 2015-16

Season	Club (league or country)	G	min	2PT%	3PT%	FT%	OR	DR	As	St	TO	BS	PPG	Eff
2015/16	Tsmoki-Minsk/EuroCup	6	13.5	30.3	0.0	0.0	0.7	1.7	0.0	1.0	0.0	0.3	3.3	0.7

HOLUBEVA ALENA

DOB: 04/04/1994

Height: 178cm / 5' 10"

Club(s) 2015-16:
SBK Olimpia Grodno
(BLR), PL

@golub_11



PG

NATIONAL TEAM STATS

Year	Event	G	min	2PT%	3PT%	FT%	OR	DR	As	St	TO	BS	PPG	Eff
- First appearance -														

CLUB STATS 2015-16

Season	Club (league or country)	G	min	2PT%	3PT%	FT%	OR	DR	As	St	TO	BS	PPG	Eff
2015/16	SBK Olimpia Grodno/BLR: PL	29	19.1	43.8	40.9	75	1.0	1.5	1.4	0.7	1.3	0.2	7.5	/
2015/16	SBK Olimpia Grodno/BLR: Baltic L.	9	13.1	37.1	12.5	75	0.6	1.3	0.6	0.4	1.3	0	3.9	/
2015/16	SBK Olimpia Grodno/BLR: EEWBL	6	10	35.7	40	71.4	0.5	0.5	0.5	0.3	1.8	0	3.5	/



TURKEY

www.tbf.org.tr

@TBForgtr

FIBA RANKING

Women: 10

Combined: 10



HEAD COACH

EKREM MEMNUN

Nationality: Turkey

DOB: 27/05/1967

Coach of NT since: 2015, 2016

Club team 2015-16: Galatasaray

Achievements with NT:
5th place at EuroBasket Women in 2015

Assistant Coaches:
Azizi Akkaya & Murat Bilge

ROSTER

Name	Pos.	Height (cm. / ft.)	DOB	Club(s)
Alben Isil	PG	172cm / 5' 7"	22/02/1986	Galatasaray (TUR), KBSL
Caglar Bahar	PF	190cm / 6' 2"	28/09/1988	Galatasaray (TUR), KBSL
Cakir Olcay	PG	182cm / 5' 11"	13/07/1993	Fenerbahçe (TUR), KBSL
Canitez Tugce	PF	188cm / 6' 2"	10/11/1990	Fenerbahçe (TUR), KBSL
Cora Ayse	SG	175cm / 5' 8"	03/03/1993	Beskitas (TUR), KBSL
Ivegin Üner Saziye	PF	180cm / 5' 10"	08/02/1982	Beskitas (TUR), KBSL
Kimyacioglu Sebnem Nezahat	PF	182cm / 5' 11"	14/06/1983	Yakindogu Üniversitesi (TUR), KBSL
Sanders Lara	C	191cm / 6' 3"	11/09/1986	Abdullah Gül Üniversitesi (TUR), KBSL
Senyürek Tilbe	PF	189cm / 6' 2"	26/04/1995	Botasspor (TUR), KBSL
Vardarli Demirmen Birsal	PG	175cm / 5' 8"	12/07/1984	Fenerbahçe (TUR), KBSL
Yilmaz Nevriye	C	192cm / 6' 3"	16/06/1980	Galatasaray (TUR), KBSL
Demirok Pinar	SF	182cm / 5' 11"	06/08/1991	Abdullah Gül Üniversitesi (TUR), KBSL

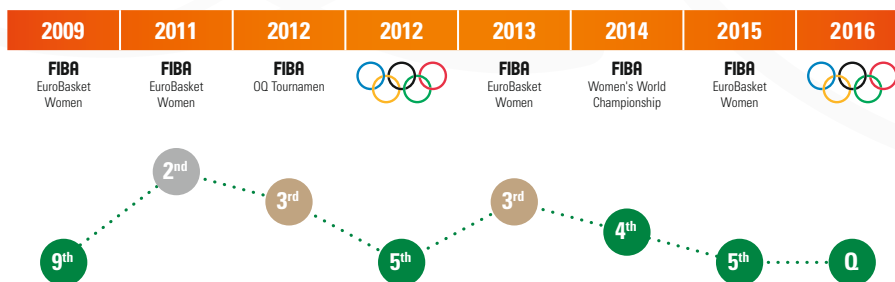
GROUP A



OLYMPIC APPEARANCES
2012 (London)

BEST RESULTS
5TH (2015)

NATIONAL TEAM HISTORY SINCE 2009



HOW DID THEY QUALIFY?

Quarter-Finalist at FIBA Women's Olympic Qualifying Tournament 2016

14 Jun. 2016	vs ARG	66-38
15 Jun. 2016	vs CMR	72-46
17 Jun. 2016	vs CUB	71-45

ACCUMULATED STATS AT WOMEN'S QUALIFYING TOURNAMENT NANTES 2016

Name	G	Min	2PT%	3PT%	FT%	OR	DR	As	St	To	BS	PPG
O. Cakir	3	15.3	62.5	16.7	100.0	0.7	0.3	3.3	1.0	1.3	0.3	6.7
T. Canitez	3	7.7	25.0	0.0	66.7	0.3	1.3	0.0	0.0	0.3	0.0	1.3
P. Demirok	2	2.5	33.3	0.0	0.0	0.0	0.5	0.0	0.0	0.0	0.0	1.0
B. Vardarli Demirmen	3	31.3	50.0	36.4	50.0	0.3	4.3	7.0	2.7	2.3	0.0	7.0
S. Kimyacioglu	3	23.3	50.0	56.3	0.0	0.3	2.0	1.3	0.7	0.7	0.0	9.7
B. Caglar	3	22.3	29.4	0.0	83.3	0.3	5.0	1.0	1.0	1.3	0.3	5.0
I. Alben	3	28.7	47.1	11.1	75.0	1.7	3.7	4.7	2.3	2.3	0.0	7.3
N. Yilmaz	3	24.3	54.5	11.1	77.8	0.7	4.0	1.3	0.7	0.7	0.0	11.3
L. Sanders	3	26.7	55.9	0.0	100.0	3.7	6.3	1.7	1.0	2.0	2.0	16.0
A. Cora	3	5.0	0.0	0.0	50.0	0.0	0.0	0.7	0.3	0.3	0.0	0.3
S. Ivegin Üner	3	4.3	0.0	0.0	0.0	0.0	0.0	0.3	0.3	0.0	0.0	0.0
T. Senyürek	3	9.0	62.5	0.0	75.0	1.0	1.7	0.0	0.0	0.7	0.0	4.3
Team-Coach	3	0.0	0.0	0.0	0.0	2.3	3.7	0.0	0.0	2.7	0.0	0.0
Totals	3	199.7	48.8	28.6	83.0	11.3	32.7	21.3	10.0	14.7	2.7	69.7

ALBEN ISIL

DOB: 22/02/1986

Height: 170 cm / 5' 6"

Club(s) 2015-16:
Galatasaray (TUR), KBSL

@isilalben10

@isilalben10



PG

NATIONAL TEAM STATS

Year	Event	G	min	2PT%	3PT%	FT%	OR	DR	As	St	TO	BS	PPG	Eff
2016	Women's Qualifying Tournament	3	28.7	47.1	11.1	75.0	1.7	3.7	4.7	2.3	2.3	0.0	7.3	11.3
2015	Eurobasket Women	10	36.3	43.3	29.0	68.4	0.9	3.6	5.5	1.9	2.5	0.0	9.8	13.8
2014	Women's World Championship	6	25.2	36.8	36.4	55	2	3.2	2.2	0.5	2	0	6.2	7.3
2013	Eurobasket Women	9	20.7	46.7	57.1	66.7	1.0	3.1	3.4	0.8	1.9	0.0	6.9	12.1
2012	Women's Olympic QT	3	14.3	50.0	16.7	100.0	0.3	2.0	2.0	1.3	1.0	0.0	3.0	4.7

CLUB STATS 2015-16

Season	Club (league or country)	G	min	2PT%	3PT%	FT%	OR	DR	As	St	TO	BS	PPG	Eff
2015/16	Galatasaray OB/Turkey: TKBL	2	34.5	66.7	85.7	81.8	1.5	2.5	3.0	3.5	4.0	0.0	19.5	22.3
2015/16	Galatasaray/EuroLeague	14	30.6	42.9	23.5	44.4	0.4	3.4	4.9	1.4	1.4	0.0	5.7	5.1
2015/16	Galatasaray/EuroLeague	3	35.3	20.0	33.3	25.0	0.7	2.3	6.0	1.3	0.3	0.0	5.3	3.0

IVEGIN ÜNER SAZIYE

DOB: 08/02/1982

Height: 183 cm / 6' 0"

Club(s) 2015-16:
Besiktas (TUR), KBSL

@IveginUner

@saziyeiveginuner



PF

NATIONAL TEAM STATS

Year	Event	G	min	2PT%	3PT%	FT%	OR	DR	As	St	TO	BS	PPG	Eff
2016	Women's Qualifying Tournament	3	4.3	0.0	0.0	0.0	0.0	0.0	0.3	0.0	0.3	0.0	0.0	-0.7
2015	Eurobasket Women	8	12.9	57.1	33.3	100.0	0.4	1.0	0.5	0.5	0.1	0.0	3.1	3.0
2014	Women's World Championship	6	22	57.1	42.9	0	0.3	1.3	0.7	0.3	1.3	0	5.8	4.7
2013	Eurobasket Women	9	21.7	42.9	24.0	66.7	0.3	1.7	1.2	0.8	0.9	0.1	4.4	4.2

CLUB STATS 2015-16

Season	Club (league or country)	G	min	2PT%	3PT%	FT%	OR	DR	As	St	TO	BS	PPG	Eff
2015/16	Besiktas/Turkey: TKBL	2	36.5	20.0	37.5	100.0	0.0	4.0	1.0	2.0	0.5	0.0	7.5	4.8
2015/16	Besiktas JK/EuroCup	24	34.5	33.3	34.1	88.9	0.5	1.8	2.3	2.8	1.2	0.2	9.7	6.0
2015/16	Besiktas JK/EuroCup	4	28.5	33.3	50.0	100.0	0.5	1.5	1.0	1.0	0.0	0.0	9.0	7.0
2015/16	Besiktas JK/EuroCup	8	27.8	50.0	19.0	0.0	0.8	2.3	1.3	1.8	0.8	0.3	4.5	2.6

SANDERS LARA

DOB: 11/09/1986

Height: 191 cm / 6' 3"

Club(s) 2015-16:
Abdullah Gül Üniversitesi (TUR), KBSL

@tps30



C

NATIONAL TEAM STATS

Year	Event	G	min	2PT%	3PT%	FT%	OR	DR	As	St	TO	BS	PPG	Eff
2016	Women's Qualifying Tournament	3	26.7	55.9	0.0	100.0	3.7	6.3	1.7	2.0	1.0	2.0	16.0	23.7
2015	Eurobasket Women	10	33.1	59.2	0.0	78.9	2.2	6.2	1.0	3.3	1.4	2.0	16.7	20.7

CLUB STATS 2015-16

Season	Club (league or country)	G	min	2PT%	3PT%	FT%	OR	DR	As	St	TO	BS	PPG	Eff
2015/16	AGÜ Spor/EuroCup	8	36.3	42.9	0.0	73.3	0.5	4.5	0.8	0.8	2.8	2.5	13.3	10.9
2015/16	AGÜ Spor/EuroLeague	13	37.3	51.6	0.0	75.0	2.5	6.6	1.5	2.8	2.0	1.5	15.8	18.0

VARDARLI DEMIRMEN BİRSEL

DOB: 12/07/1984

Height: 174 cm / 5' 8"

Club(s) 2015-16:
Fenerbahce (TUR), KBSL

@birseldardarli



PG

NATIONAL TEAM STATS

Year	Event	G	min	2PT%	3PT%	FT%	OR	DR	As	St	TO	BS	PPG	Eff
2016	Women's Qualifying Tournament	3	31.3	50.0	36.4	50.0	0.3	4.3	7.0	2.3	2.7	0.0	7.0	15.0
2015	Eurobasket Women	10	29.7	40.9	25.0	80.0	0.6	2.7	4.1	2.2	1.1	0.1	6.5	8.0
2014	Women's World Championship	5	23.8	14.3	23.5	83.3	0.4	2.4	3	0.8	1.8	0	4.2	3.8
2013	Eurobasket Women	9	21.3	50.0	45.5	0.0	1.4	2.6	4.2	1.4	1.0	0.0	6.4	11.3
2012	Women's Olympic QT	3	26.0	33.3	41.7	0.0	1.3	3.3	6.0	2.3	0.3	0.0	7.0	11.3

CLUB STATS 2015-16

Season	Club (league or country)	G	min	2PT%	3PT%	FT%	OR	DR	As	St	TO	BS	PPG	Eff
2015/16	Fenerbahce S.K./TUR: TKBL	2	33.0	44.4	30.0	100.0	1.5	3.5	4.0	1.5	1.0	0.0	9.5	10.3
2015/16	Fenerbahce/EuroLeague	14	28.9	40.9	40.0	75.0	1.1	3.5	5.1	1.9	1.1	0.0	6.6	7.5
2015/16	Fenerbahce/EuroLeague	5	30.4	70.0	41.7	50.0	0.6	3.6	2.6	0.8	1.0	0.0	6.0	8.6

YILMAZ NEVRIYE

DOB: 16/06/1980

Height: 193 cm / 6' 3"

Club(s) 2015-16:
Galatasaray (TUR), KBSL

@nevriyeyilmaz11



C

NATIONAL TEAM STATS

Year	Event	G	min	2PT%	3PT%	FT%	OR	DR	As	St	TO	BS	PPG	Eff
2016	Women's Qualifying Tournament	3	24.3	54.5	11.1	77.8	0.7	4.0	1.3	0.7	0.7	0.0	11.3	10.7
2015	Eurobasket Women	9	35.0	40.4	35.3	86.7	2.4	4.4	1.3	3.2	1.1	0.1	14.2	11.9
2014	Women's World Championship	6	28.5	50	0	84.2	3	5.7	0.7	0.8	2	2.7	12.3	17.8
2013	Eurobasket Women	9	22.1	44.6	33.3	50.0	1.0	3.1	0.9	2.3	1.0	0.2	10.2	7.6
2012	Women's Olympic QT	3	23.3	48.1	100.0	100.0	1.7	4.3	3.0	1.7	1.3	0.3	12.3	16.7
2012	Olympic Games: Tour. for Women	6	26.3	41.8	50.0	88.9	2.5	4.7	1.2	1.7	1.5	0.3	11.2	12.8

CLUB STATS 2015-16

Season	Club (league or country)	G	min	2PT%	3PT%	FT%	OR	DR	As	St	TO	BS	PPG	Eff
2015/16	Galatasaray/EuroLeague	11	28.6	47.0	35.5	100.0	1.4	4.7	1.8	1.1	1.0	0.2	10.4	10.8
2015/16	Galatasaray/EuroLeague	3	21.0	50.0	42.9	80.0	0.3	3.7	0.7	1.3	1.0	0.0	9.7	9.4



CAGLAR BAHAR

DOB: 28/09/1988

Height: 190 cm / 6' 2"

Club(s) 2015-16:
Galatasaray (TUR), KBSL

@bhr9

@bhr9



PF

NATIONAL TEAM STATS

Year	Event	G	min	2PT%	3PT%	FT%	OR	DR	As	St	TO	BS	PPG	Eff
2016	Women's Qualifying Tournament	3	22.3	29.4	0.0	83.3	0.3	5.0	1.0	1.3	1.0	0.3	5.0	7.0
2015	Eurobasket Women	10	27.6	35.1	0.0	62.5	1.3	2.3	1.3	0.9	0.9	0.5	5.0	5.9
2014	Women's World Championship	6	14	31.8	0	75	1.5	1.8	1	0.2	0.2	0.3	2.8	4.8
2013	Eurobasket Women	9	20.4	36.8	0.0	76.9	1.8	3.6	0.6	1.1	0.2	0.3	5.8	6.8
2012	Women's Olympic QT	3	19.7	38.9	0.0	55.6	2.7	4.3	2.0	1.7	0.0	0.0	6.3	8.7

CLUB STATS 2015-16

Season	Club (league or country)	G	min	2PT%	3PT%	FT%	OR	DR	As	St	TO	BS	PPG	Eff
2015/16	Galatasaray OB/Turkey: TKBL	2	37.0	50.0	0.0	66.7	2.5	4.0	3.0	1.5	1.0	1.0	18.0	17.3
2015/16	Galatasaray/EuroLeague	12	25.5	48.7	0.0	69.7	1.0	1.9	1.0	0.8	0.6	0.3	8.3	7.0
2015/16	Galatasaray/EuroLeague	3	15.7	30.8	0.0	57.1	1.3	0.3	0.3	0.3	0.3	0.0	4.0	1.4

CAKIR OLCAY

DOB: 13/07/1993

Height: 182 cm / 5' 11"

Club(s) 2015-16:
Fenerbahce (TUR), KBSL

@olcaycakir4



PG

NATIONAL TEAM STATS

Year	Event	G	min	2PT%	3PT%	FT%	OR	DR	As	St	TO	BS	PPG	Eff
2016	Women's Qualifying Tournament	3	15.3	62.5	16.7	100.0	0.7	0.3	3.3	1.3	1.0	0.3	6.7	8.3
2015	Eurobasket Women	10	14.0	43.5	60.0	20.0	0.0	0.6	0.8	1.4	0.3	0.0	3.0	1.4

CLUB STATS 2015-16

Season	Club (league or country)	G	min	2PT%	3PT%	FT%	OR	DR	As	St	TO	BS	PPG	Eff
2015/16	Fenerbahce S.K./Turkey: TKBL	2	23.0	60.0	0.0	66.7	0.0	0.5	3.0	2.0	2.5	0.0	4.0	4.3
2015/16	Fenerbahce/EuroLeague	14	15.9	40.0	20.0	63.6	0.1	1.1	2.6	1.1	0.8	0.3	3.5	2.1
2015/16	Fenerbahce/EuroLeague	5	11.2	77.8	40.0	100.0	0.0	0.6	2.0	1.4	1.0	0.0	4.2	4.1

CANITEZ TUGCE

DOB: 10/11/1990

Height: 190 cm / 6' 2"

Club(s) 2015-16:
Fenerbahce (TUR), KBSL

@tugce_canitez

@tugcecanitez



PF

NATIONAL TEAM STATS

Year	Event	G	min	2PT%	3PT%	FT%	OR	DR	As	St	TO	BS	PPG	Eff
2016	Women's Qualifying Tournament	3	7.7	25.0	0.0	66.7	0.3	1.3	0.0	0.3	0.0	0.0	1.3	1.0
2015	Eurobasket Women	8	9.9	53.3	0.0	75.0	0.8	1.4	0.1	0.5	0.0	0.1	2.4	3.1
2014	Women's World Championship	5	11.6	70	50	0	0.8	1.2	1	0	0.2	1.2	3.4	6.6
2013	Eurobasket Women	9	10.1	75.0	50.0	33.3	1.1	1.8	0.6	0.3	0.2	0.0	3.1	5.7
2012	Women's Olympic QT	3	9.7	40.0	0.0	70.0	0.7	1.7	0.0	0.7	0.0	0.0	3.7	2.3

CLUB STATS 2015-16

Season	Club (league or country)	G	min	2PT%	3PT%	FT%	OR	DR	As	St	TO	BS	PPG	Eff
2015/16	Fenerbahce S.K./Turkey: TKBL	2	23.5	50.0	33.3	0.0	1.5	1.5	3.5	0.5	0.5	0.0	5.5	7.3
2015/16	Fenerbahce/EuroLeague	12	11.8	41.7	37.5	40.0	0.5	1.3	0.3	0.7	0.1	0.1	1.8	2.2
2015/16	Fenerbahce/EuroLeague	4	5.3	0.0	0.0	0.0	0.3	0.3	0.0	0.5	0.3	0.0	0.0	0.2

CORA AYSE

DOB: 03/03/1993

Height: 175 cm / 5' 8"

Club(s) 2015-16:
Besiktas (TUR), KBSL

@aysecora61

@aysecora



SG

NATIONAL TEAM STATS

Year	Event	G	min	2PT%	3PT%	FT%	OR	DR	As	St	TO	BS	PPG	Eff
2016	Women's Qualifying Tournament	3	5.0	0.0	0.0	50.0	0.0	0.0	0.7	0.3	0.3	0.0	0.3	0.0
2015	Eurobasket Women	9	6.6	55.6	0.0	100.0	0.2	0.2	0.1	0.3	0.4	0.1	1.4	1.6

CLUB STATS 2015-16

Season	Club (league or country)	G	min	2PT%	3PT%	FT%	OR	DR	As	St	TO	BS	PPG	Eff
2015/16	Besiktas/Turkey: TKBL	2	34.0	62.5	22.2	57.1	0.0	7.5	2.0	2.5	1.0	0.0	12.0	11.8
2015/16	Besiktas JK/EuroCup	24	31.3	51.4	10.0	89.7	0.3	3.2	4.5	1.8	0.8	0.0	10.8	9.6
2015/16	Besiktas JK/EuroCup	4	21.0	44.4	20.0	100.0	0.0	3.0	1.0	2.0	1.5	0.0	6.5	5.1
2015/16	Besiktas JK/EuroCup	8	25.5	43.8	37.5	66.7	1.3	2.5	3.3	2.0	1.8	0.5	6.3	6.7

KIMYACIOGLU SEBNEM NEZAHAT

DOB: 14/06/1983

Height: 182cm / 5' 11"

Club(s) 2015-16:
Yakindogu Üniversitesi
(TUR), KBSL

@MissSebnem



PF

NATIONAL TEAM STATS

Year	Event	G	min	2PT%	3PT%	FT%	OR	DR	As	St	TO	BS	PPG	Eff
2016	Women's Qualifying Tournament	3	23.3	50.0	56.3	0.0	0.3	2.0	1.3	0.7	0.7	0.0	9.7	10.7
2007	Eurobasket Women	6	22.2	37.5	31.6	100.0	0.8	2.0	1.3	0.5	0.5	0.2	4.7	6.0
2005	Eurobasket Women	8	21.9	50.0	19.5	0.0	1.6	2.0	1.8	1.0	0.9	0.0	5.3	5.1

CLUB STATS 2015-16

Season	Club (league or country)	G	min	2PT%	3PT%	FT%	OR	DR	As	St	TO	BS	PPG	Eff
2015/16	Yakindogu Üniversitesi/TUR: KBSL7	11	27.9	40	29.5	100	0.5	3.2	1.4	0.8	0.3	0.4	5.5	/

SENYÜREK TILBE

DOB: 26/04/1995

Height: 192 cm / 6' 3"

Club(s) 2015-16:
Botasspor (TUR), KBSL

@tilbesenyurek

@tilbesenyurek



NATIONAL TEAM STATS

Year	Event	G	min	2PT%	3PT%	FT%	OR	DR	As	St	TO	BS	PPG	Eff
2016	Women's Qualifying Tournament	3	9.0	62.5	0.0	75.0	1.0	1.7	0.0	0.7	0.0	0.0	4.3	5.0
2015	Eurobasket Women	3	3.3	0.0	0.0	0.0	0.3	0.7	0.0	0.7	0.0	0.0	0.0	0.0
2014	Women's World Championship	2	7.5	37.5	0	100	0.5	0	0.5	0	0.5	0	3.5	1

CLUB STATS 2015-16

Season	Club (league or country)	G	min	2PT%	3PT%	FT%	OR	DR	As	St	TO	BS	PPG	Eff
2015/16	Botas/Turkey: TKBL	2	17.0	50.0	0.0	75.0	2.5	4.0	0.0	1.0	1.0	0.0	6.5	9.5

DEMIROK PINAR

DOB: 06/08/1991

Height: 182 cm / 5' 11"

Club(s) 2015-16:
Abdullah Gul (TUR), KBSL



NATIONAL TEAM STATS

Year	Event	G	min	2PT%	3PT%	FT%	OR	DR	As	St	TO	BS	PPG	Eff
2016	Women's Qualifying Tournament	2	2.5	33.3	0.0	0.0	0.0	0.5	0.0	0.0	0.0	0.0	1.0	0.5
2015	Eurobasket Women	3	2.3	0.0	0.0	0.0	0.3	0.0	0.0	0.3	0.0	0.0	0.0	-1.0

CLUB STATS 2015-16

Season	Club (league or country)	G	min	2PT%	3PT%	FT%	OR	DR	As	St	TO	BS	PPG	Eff
2015/16	Abdullah Gul Univ./TUR: TKBL	2	36.0	56.3	0.0	25.0	0.5	3.0	2.0	2.0	0.5	0.0	9.5	6.8
2015/16	AGÜ Spor/EuroCup	8	18.8	41.7	100.0	0.0	0.8	0.8	0.3	0.8	0.8	0.0	3.3	3.0
2015/16	AGÜ Spor/EuroLeague	14	24.5	41.3	36.4	58.8	0.2	2.1	0.9	0.9	0.9	0.0	4.3	3.7

GROUP B



CANADA



SPAIN




USA



SENEGAL



SERBIA



CHINA





CANADA

basketball.ca

@CanBball

FIBA RANKING

Women: **9**

Combined: **7**



HEAD COACH

LISA THOMAIDIS

Nationality: Canada

DOB: 23/07/1971

Coch of NT since: 2001-2012 (assistant coach); 2013 (head coach)

Club team 2015-16: University of Saskatchewan Huskies

Achievements with NT: FIBA Americas Women's Champion in 2015

Assistant Coach: Shawnee Harle & Bev Smith

ROSTER

Name	Pos.	Height (cm. / ft.)	DOB	Club(s)
Achonwa Natalie	C	190cm / 6' 2"	22/11/1992	Indiana Fever (USA), WNBA
Ayim Miranda	PF	190cm / 6' 2"	06/05/1988	Basket Landes (FRA), LFB
Fields Nirra	SG	170cm / 5' 6"	03/12/1993	Phoenix Mercury (USA), WNBA
Gaucher Kim	G	185cm / 6' 0"	07/05/1984	Mondeville (FRA), LFB
Langlois Miah-Marie	PG	172cm / 5' 7"	21/09/1991	Enisey Krasnoyarski (RUS), PBL
Murphy Lizanne	SF	185cm / 6' 0"	15/03/1984	Angers (FRA), LFB
Nurse Kia	G	182cm / 5' 11"	22/02/1996	University Of Connecticut (USA), NCAA
Plouffe Katherine	PF	190cm / 6' 2"	15/09/1992	Nantes Reze Basket (FRA), LFB
Plouffe Michelle	F	190cm / 6' 2"	15/09/1992	Mondeville (FRA), LFB
Raincock-Ekunwe Nayo	F	187cm / 6' 1"	29/08/1991	Bendigo Spirit (AUS), WNBL
Tatham Tamara	F	185cm / 6' 0"	19/08/1985	Dynamo-Guvd Novsibirsk (RUS), PBL
Thorburn Shona	PG	175cm / 5' 8"	07/08/1982	Nantes Reze (FRA), LFB

GROUP B



OLYMPIC APPEARANCES

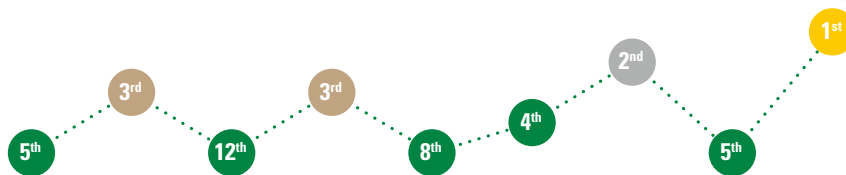
- 1976 (Montreal)
- 1984 (Los Angeles)
- 1996 (Atlanta)
- 2000 (Sydney)
- 2012 (London)

BEST RESULTS

4th (1984)

NATIONAL TEAM HISTORY SINCE 2007

2007	2009	2010	2011	2012	2012	2013	2014	2015
FIBA Americas Women's Champ.	FIBA Americas Women's Champ.	FIBA Women's World Championship	FIBA Americas Women's Champ.	FIBA OQ Tournament		FIBA Americas Women's Champ.	FIBA Women's World Championship	FIBA Americas Women's Champ.



HOW DID THEY QUALIFY?

2015 FIBA Americas Women's Champion

9 Aug. 2015	vs PUR	94-57
10 Aug. 2015	vs CHI	93-36
11 Aug. 2015	vs DOM	111-36
13 Aug. 2015	vs CUB	92-43
15 Aug. 2015	vs BRA	83-66
16 Aug. 2015	vs CUB	82-66

ACCUMULATED STATS AT 2015 FIBA AMERICAS WOMEN'S CHAMPIONSHIP

Name	G	Min	2PT%	3PT%	FT%	OR	DR	As	St	To	BS	PPG
M. Langlois	6	26.2	52.4	46.7	83.3	1.3	3.0	6.2	1.5	1.8	0.0	8.0
K. Nurse	6	25.3	55.9	40.0	78.6	0.7	2.3	1.8	1.0	1.3	0.2	13.0
S. Thorburn	4	14.3	60.0	71.4	0.0	0.5	1.8	4.3	0.3	1.5	0.0	5.3
N. Raincock-Ekunwe	6	14.7	61.9	33.3	86.7	1.0	2.0	0.7	0.2	0.3	0.0	7.0
K. Gaucher	6	18.2	45.0	42.9	83.3	1.0	4.5	2.5	0.5	0.5	0.3	9.2
M. Ayim	6	16.8	58.7	100.0	58.3	1.5	3.7	1.2	0.7	1.3	0.8	10.7
N. Fields	6	16.5	45.8	14.3	81.3	0.2	2.0	2.3	0.2	0.8	0.3	6.8
N. Achonwa	6	15.2	54.5	0.0	75.0	1.3	2.2	0.8	0.8	1.8	0.5	10.0
L. Murphy	6	18.8	62.5	45.5	60.0	0.7	2.8	1.8	0.2	0.8	0.2	7.2
T. Tatham	6	16.3	57.1	33.3	82.4	1.5	1.8	1.7	1.3	1.3	0.0	8.2
K. Plouffe	6	14.2	47.8	0.0	66.7	3.0	2.7	1.3	0.2	0.8	0.0	4.3
M. Plouffe	5	10.2	33.3	42.9	70.0	1.0	2.0	0.6	1.2	1.0	0.6	5.6
Team-Coach	6	0.0	0.0	0.0	0.0	2.2	2.7	0.0	0.0	1.2	0.0	0.0
Totals	6	200.2	53.1	41.7	76.9	15.5	32.5	23.7	7.7	14.0	2.8	92.5

ACHONWA NATALIE

DOB: 22/11/1992

Height: 190cm / 6' 2"

Club(s) 2015-16:
MAPEI DIKE Napoli (ITA)

@NatAchon

@natachon11



NATIONAL TEAM STATS

Year	Event	G	min	2PT%	3PT%	FT%	OR	DR	As	St	TO	BS	PPG	Eff
2015	Americas Women's Championship	6	15.2	54.5	0.0	75.0	1.3	2.2	0.8	1.8	0.8	0.5	10.0	9.8
2013	Americas Women's Championship	6	15.8	46.2	0.0	90.0	1.8	3.2	1.5	1.7	1.0	0.5	7.5	10.2
2012	World Olympic QT	4	10.0	35.3	0.0	54.5	0.8	0.8	0.5	1.0	0.3	0.3	4.5	2.0
2012	Olympic Games: Tour. for Women	6	19.0	38.5	0.0	68.4	1.5	2.3	2.2	1.3	0.8	0.2	7.2	7.8
2010	Women's World Championship	8	12.6	25.8	37.5	80.0	1.1	2.8	0.0	1.5	0.4	0.1	4.6	3.6
2009	Americas Women's Championship	5	13.8	40.0	50.0	75.0	0.8	3.4	1.0	2.0	1.2	0.6	6.6	7.4

CLUB STATS 2015-16

Season	Club (league or country)	G	min	2PT%	3PT%	FT%	OR	DR	As	St	TO	BS	PPG	Eff
2015/16	DIKE Napoli/EuroCup	6	24.8	50.0	50.0	68.8	2.7	5.0	0.7	2.7	1.0	0.2	11.5	13.5
2015/16	DIKE Napoli/EuroCup	2	23.0	54.5	0.0	71.4	1.5	3.0	1.5	4.0	1.0	0.5	14.5	12.5

AYIM MIRANDA

DOB: 06/05/1988

Height: 190cm / 6' 2"

Club(s) 2015-16:
Basket Landes (FRA), LFB

@AyimWhoAyim

@mjayim



NATIONAL TEAM STATS

Year	Event	G	min	2PT%	3PT%	FT%	OR	DR	As	St	TO	BS	PPG	Eff
2015	Americas Women's Championship	6	16.8	58.7	100.0	58.3	1.5	3.7	1.2	1.3	0.7	0.8	10.7	13.2
2014	Women's World Championship	7	22.3	40.7	0.0	87.5	2.4	3.0	1.0	1.3	0.6	0.9	8.3	10.0
2013	Americas Women's Championship	6	18.0	40.5	0.0	100.0	2.2	2.8	1.5	2.7	0.8	0.8	6.0	7.3
2012	World Olympic QT	5	15.8	30.0	0.0	66.7	0.6	2.0	1.0	1.6	1.2	1.0	4.4	4.0

CLUB STATS 2015-16

Season	Club (league or country)	G	min	2PT%	3PT%	FT%	OR	DR	As	St	TO	BS	PPG	Eff
2015/16	Basket Landes/France: LFB	2	25.5	41.7	0.0	100.0	2.0	5.0	2.0	1.5	4.0	2.0	12.0	15.3
2015/16	Basket Landes/EuroCup	20	22.8	38.6	33.3	72.7	2.4	2.4	0.4	1.8	1.4	1.4	11.0	7.9
2015/16	Basket Landes/EuroCup	4	28.0	48.0	100.0	75.0	0.0	2.5	0.5	0.5	1.0	3.0	15.0	11.5
2015/16	Basket Landes/EuroCup	12	25.3	51.6	0.0	100.0	1.2	3.3	0.8	2.3	1.5	1.2	11.5	10.4

GAUCHER KIM

DOB: 07/05/1984

Height: 185cm / 6' 0"

Club(s) 2015-16:
Mondeville (FRA), LFB

@8kimsmith

@kgaucher



NATIONAL TEAM STATS

Year	Event	G	min	2PT%	3PT%	FT%	OR	DR	As	St	TO	BS	PPG	Eff
2015	Americas Women's Championship	6	18.2	45.0	42.9	83.3	1.0	4.5	2.5	0.5	0.5	0.3	9.2	13.3
2014	Women's World Championship	7	24.0	46.9	36.0	83.3	0.6	3.7	1.0	1.3	0.1	0.7	8.9	8.9
2013	Americas Women's Championship	6	26.7	44.8	43.5	70.6	2.0	5.2	1.8	0.8	1.5	0.0	11.3	15.3
2012	World Olympic QT	5	23.4	36.4	7.1	100.0	1.8	3.2	1.4	0.8	1.0	0.0	6.6	6.4
2012	Olympic Games: Tour. for Women	6	29.2	66.7	50.0	64.3	0.7	2.5	1.2	1.0	0.7	0.8	13.8	14.2
2011	Americas Women's Championship	6	24.8	55.6	41.7	50.0	1.0	2.0	0.7	1.3	0.5	0.2	9.7	8.3
2010	Women's World Championship	8	29.6	41.1	31.7	76.9	0.5	4.3	0.9	1.3	1.1	0.0	13.1	10.3

CLUB STATS 2015-16

Season	Club (league or country)	G	min	2PT%	3PT%	FT%	OR	DR	As	St	TO	BS	PPG	Eff
2015/16	Mondeville/France: LFB	2	34.5	50.0	33.3	66.7	2.0	9.0	2.0	0.5	2.5	1.0	10.5	18.5

LANGLOIS MIAH-MARIE

DOB: 21/09/1991

Height: 172cm / 5' 7"

Club(s) 2015-16:
Dynamo-Guvd Novsibirsk (RUS), Russia

@MMLangloisX

@miahmarielanglois



NATIONAL TEAM STATS

Year	Event	G	min	2PT%	3PT%	FT%	OR	DR	As	St	TO	BS	PPG	Eff
2015	Americas Women's Championship	6	26.2	52.4	46.7	83.3	1.3	3.0	6.2	1.8	1.5	0.0	8.0	15.0
2014	Women's World Championship	7	21.4	44.4	57.1	100.0	0.7	2.3	1.3	1.7	0.7	0.0	4.3	5.7

CLUB STATS 2015-16

Season	Club (league or country)	G	min	2PT%	3PT%	FT%	OR	DR	As	St	TO	BS	PPG	Eff
2015/16	Dynamo-Guvd Novsibirsk/RUS: Russia	30	37.5	51.3	32.4	87.7	0.7	4.5	4.6	2.4	3.8	0.1	16.2	/

NURSE KIA

DOB: 22/02/1996

Height: 182cm / 5' 11"

Club(s) 2015-16:
University Of Connecticut (USA), NCAA

@KayNurse11

@kianurse



NATIONAL TEAM STATS

Year	Event	G	min	2PT%	3PT%	FT%	OR	DR	As	St	TO	BS	PPG	Eff
2015	Americas Women's Championship	6	25.3	55.9	40.0	78.6	0.7	2.3	1.8	1.3	1.0	0.2	13.0	12.7
2014	Women's World Championship	7	21.7	44.1	23.1	60.0	1.0	0.6	1.1	1.0	1.0	0.0	6.9	4.6
2013	Americas Women's Championship	6	24.0	30.6	33.3	70.8	1.2	0.8	2.5	1.8	0.5	0.0	10.0	5.5

CLUB STATS 2015-16

Season	Club (league or country)	G	min	2PT%	3PT%	FT%	OR	DR	As	St	TO	BS	PPG	Eff
2015/16	University Of Connecticut/USA: NCAA	38	0	44.3	37.0	75.4	0	0	2.7	1.3	1.4	0.2	9.3	/



MURPHY LIZANNE

DOB: 15/03/1984

Height: 185cm / 6' 0"

Club(s) 2015-16:
Angers (FRA), LFB

@LizzieMurph



NATIONAL TEAM STATS

Year	Event	G	min	2PT%	3PT%	FT%	OR	DR	As	St	TO	BS	PPG	Eff
2015	Americas Women's Championship	6	18.8	62.5	45.5	60.0	0.7	2.8	1.8	0.8	0.2	0.2	7.2	9.2
2014	Women's World Championship	7	16.1	40.0	20.0	50.0	0.4	1.3	1.0	0.7	0.7	0.4	2.1	3.1
2013	Americas Women's Championship	6	12.7	26.7	44.4	40.0	1.0	1.3	0.8	0.7	0.3	0.3	3.7	3.7
2012	World Olympic QT	5	17.6	47.6	28.6	75.0	1.2	2.2	0.8	1.4	0.2	1.2	6.4	7.0
2012	Olympic Games: Tourn. for Women	6	17.5	27.3	30.0	75.0	0.7	1.7	0.8	1.7	0.5	0.0	4.5	2.3
2011	Americas Women's Championship	6	13.5	68.8	40.0	76.5	0.8	2.7	1.0	1.3	0.2	0.0	6.8	8.2

CLUB STATS 2015-16

Season	Club (league or country)	G	min	2PT%	3PT%	FT%	OR	DR	As	St	TO	BS	PPG	Eff
2015/16	Angers/France: LFB	2	33.0	46.2	28.6	75.0	2.5	4.0	3.0	1.0	2.5	0.5	10.5	13.0
2015/16	UFAB 49/EuroCup	3	37.7	50.0	42.9	50.0	1.7	6.3	3.3	1.7	1.0	1.0	11.3	14.9

FIELDS NIRRA

DOB: 03/12/1993

Height: 170cm / 5' 6"

Club(s) 2015-16:
UCLA (USA),
NCAA Women Div I

@loveandball24



NATIONAL TEAM STATS

Year	Event	G	min	2PT%	3PT%	FT%	OR	DR	As	St	TO	BS	PPG	Eff
2015	Americas Women's Championship	6	16.5	45.8	14.3	81.3	0.2	2.0	2.3	0.8	0.2	0.3	6.8	6.3
2014	Women's World Championship	7	15.7	37.5	30.0	77.8	0.6	2.0	1.3	1.4	1.0	0.3	5.7	5.3

CLUB STATS 2015-16

Season	Club (league or country)	G	min	2PT%	3PT%	FT%	OR	DR	As	St	TO	BS	PPG	Eff
2015/16	UCLA/USA: NCAA Women Div I	34	0	41.5	33	62.7	0	0	1.9	2.1	2.1	0.6	15.3	/
2015/16	Phoenix M./USA: WNBA	4	4.5	16.7	0	50	0	0	0	0	0.5	0	0.8	/

PLOUFFE KATHERINE

DOB: 15/09/1992

Height: 190cm / 6' 2"

Club(s) 2015-16:
Nantes Reze Basket
(FRA), LFB

@KPlouffe21

@kplouffe21



NATIONAL TEAM STATS

Year	Event	G	min	2PT%	3PT%	FT%	OR	DR	As	St	TO	BS	PPG	Eff
2015	Americas Women's Championship	6	14.2	47.8	0.0	66.7	3.0	2.7	1.3	0.8	0.2	0.0	4.3	8.3
2014	Women's World Championship	7	15.4	52.6	0.0	66.7	0.7	2.0	1.3	1.1	0.4	0.4	7.4	7.7

CLUB STATS 2015-16

Season	Club (league or country)	G	min	2PT%	3PT%	FT%	OR	DR	As	St	TO	BS	PPG	Eff
2015/16	Nantes Reze/EuroCup	6	26.3	55.2	50.0	75.0	3.0	5.7	1.2	2.7	1.0	0.3	13.7	17.0
2015/16	Nantes Reze/EuroCup	2	24.0	59.1	0.0	0.0	0.5	6.5	0.0	2.0	0.5	0.0	13.0	14.8
2015/16	Nantes Reze/EuroCup	2	26.0	47.4	0.0	83.3	1.5	3.5	2.5	2.5	2.0	0.5	11.5	11.8

PLOUFFE MICHELLE

DOB: 15/09/1992

Height: 190cm / 6' 2"

Club(s) 2015-16:
Mondeville (FRA), LFB

@Plouffey_15

@plouffey_15



NATIONAL TEAM STATS

Year	Event	G	min	2PT%	3PT%	FT%	OR	DR	As	St	TO	BS	PPG	Eff
2015	Americas Women's Championship	5	10.2	33.3	42.9	70.0	1.0	2.0	0.6	1.0	1.2	0.6	5.6	6.2
2014	FIBA Women's World Championship	7	13.9	50.0	37.5	0.0	0.9	2.6	1.0	1.0	0.6	0.3	5.4	6.9
2012	World Olympic QT	3	7.3	12.5	0.0	75.0	1.3	2.3	0.0	1.3	0.3	0.0	1.7	1.3
2012	Women's Olympic Basketball Tournament	2	5.5	0.0	0.0	100.0	0.0	0.5	0.0	0.0	0.0	0.0	1.0	0.5

CLUB STATS 2015-16

Season	Club (league or country)	G	min	2PT%	3PT%	FT%	OR	DR	As	St	TO	BS	PPG	Eff
2015/16	Mondeville/FRA: LFB	2	25	47.1	50	84.4	2.5	4.5	2.5	1.5	0.5	1	17.5	22

RAINCOCK- EKUNWE NAYO

DOB: 29/08/1991

Height: 187cm / 6' 1"

Club(s) 2015-16:
TSV 1880 Wasserburg
(GER)

@nayo_rain



NATIONAL TEAM STATS

Year	Event	G	min	2PT%	3PT%	FT%	OR	DR	As	St	TO	BS	PPG	Eff
2015	Americas Women's Championship	6	14.7	61.9	33.3	86.7	1.0	2.0	0.7	0.3	0.2	0.0	7.0	8.5

CLUB STATS 2015-16

Season	Club (league or country)	G	min	2PT%	3PT%	FT%	OR	DR	As	St	TO	BS	PPG	Eff
2015/16	TSV 1880/EuroCup	6	31.5	58.8	0.0	74.1	3.7	6.0	0.2	2.0	0.8	0.5	13.3	18.1

TATHAM TAMARA

DOB: 19/08/1985

Height: 185cm / 6' 0"

Club(s) 2015-16:
Townville Fire
(AUS), WNBL

@TTatham13

@ttatham



NATIONAL TEAM STATS

Year	Event	G	min	2PT%	3PT%	FT%	OR	DR	As	St	TO	BS	PPG	Eff
2015	Americas Women's Championship	6	16.3	57.1	33.3	82.4	1.5	1.8	1.7	1.3	1.3	0.0	8.2	10.3
2014	Women's World Championship	7	23.6	40.5	11.1	62.5	0.7	3.3	1.6	1.9	1.0	0.1	6.1	5.9
2013	Americas Women's Championship	6	24.7	66.7	40.0	75.0	1.7	5.5	2.0	1.8	1.7	0.3	12.5	18.0
2012	World Olympic QT	5	14.4	41.7	0.0	66.7	2.8	2.6	0.4	2.6	0.6	0.4	5.6	6.2
2012	Olympic Games: Tourn. for Women	6	22.5	37.0	0.0	83.3	1.2	2.5	0.7	1.5	1.2	0.2	5.8	6.7
2011	Americas Women's Championship	6	13.3	33.3	0.0	66.7	2.2	2.7	0.5	0.8	0.3	0.0	4.0	5.8
2010	Women's World Championship	8	16.0	29.6	0.0	62.5	1.0	2.5	1.1	2.1	1.3	0.0	4.5	4.4

CLUB STATS 2015-16

Season	Club (league or country)	G	min	2PT%	3PT%	FT%	OR	DR	As	St	TO	BS	PPG	Eff
2015/16	Townville Fire/AUS: WNBL	26	/	/	30	90	17	45	2.2	13	36	4	11.4	/

THORBURN SHONA

DOB: 07/08/1982

Height: 175cm / 5' 8"

Club(s) 2015-16:
Nantes Reze (FRA), LFB

@ShonaThorburn



NATIONAL TEAM STATS

Year	Event	G	min	2PT%	3PT%	FT%	OR	DR	As	St	TO	BS	PPG	Eff
2015	Americas Women's Championship	4	14.3	60.0	71.4	0.0	0.5	1.8	4.3	1.5	0.3	0.0	5.3	9.5
2014	Women's World Championship	7	18.1	38.5	36.4	90.9	0.6	1.4	2.0	1.4	1.4	0.3	4.6	6.6
2013	Americas Women's Championship	6	15.7	11.1	50.0	50.0	1.2	2.2	2.3	1.0	0.3	0.2	3.5	6.2
2012	World Olympic QT	5	18.4	10.0	44.4	87.5	0.4	2.8	2.8	0.4	0.8	0.2	4.2	7.8
2012	Olympic Games: Tourn. for Women	6	25.3	58.1	20.0	71.4	0.3	2.3	4.5	2.5	1.0	0.3	10.5	10.7

CLUB STATS 2015-16

Season	Club (league or country)	G	min	2PT%	3PT%	FT%	OR	DR	As	St	TO	BS	PPG	Eff
2015/16	Nantes Reze/EuroCup	3	28.0	100.0	25.0	100.0	0.7	2.7	3.3	2.0	0.7	0.7	2.3	5.6
2015/16	Nantes Reze/EuroCup	2	26.0	100.0	0.0	100.0	0.0	3.0	4.5	1.5	0.5	0.0	3.0	5.8
2015/16	Nantes Reze/EuroCup	2	27.5	40.0	0.0	100.0	0.5	3.5	2.0	2.0	1.0	0.0	4.0	5.0



SPAIN

www.feb.es

@baloncestofeb

FIBA RANKING

Women: **3**

Combined: **2**



HEAD COACH

LUCAS MONDELO

Nationality: Spain

DOB: 28/07/1967

Coach of NT since: 2006-2008; 2013

Club team 2015-16: Shanxi Rui Flame (WCBA)

Achievements with NT: 3rd place at EuroBasket Women 2015, 2nd place at FIBA Women's World Championship 2014, EuroBasket Women Champion in 2013, U20 EuroBasket Women Champion 2011, 2nd place at U20 EuroBasket Women 2010, 2nd place at FIBA Women's U19 World Championship 2009

Assistant Coach:

Victor Lapena & Isabel Sanchez



OLYMPIC APPEARANCES

1992 (Barcelona)

2004 (Athens)

2008 (Beijing)

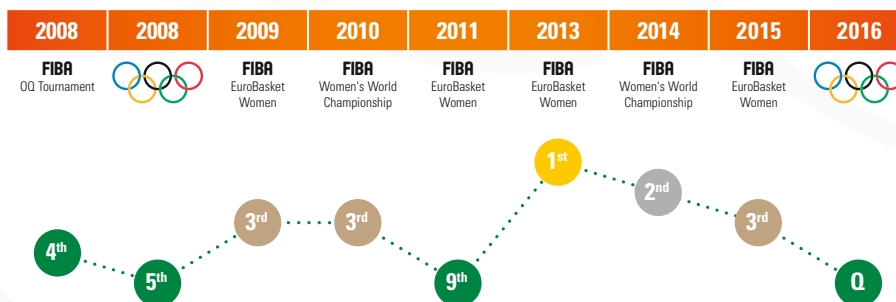
BEST RESULTS

4th (2008)

ROSTER

Name	Pos.	Height (cm. / ft.)	DOB	Club(s)
Romero Leticia	PG	177cm / 5' 9"	28/05/1995	Florida State (USA), NCAA
Nicholls Laura	PF	190cm / 6' 2"	26/02/1989	Wisla Krakow (POL), BLK
Ndour Astou	PF	198cm / 6' 5"	22/08/1994	Perfumerías Avenida (ESP), LFB
Domínguez Silvia	PG	167cm / 5' 5"	31/01/1987	Perfumerías Avenida (ESP), LFB
Torrens Alba	F	191cm / 6' 3"	30/08/1989	UMMC Ekaterinburg (RUS), PBL
Palau Laia	PG	181cm / 5' 11"	10/09/1979	USK Praha (CZE), ZBL
Xargay Marta	F	180cm / 5' 10"	20/12/1990	USK Praha (CZE), ZBL
Rodríguez Leonor	SG	180cm / 5' 10"	21/10/1991	Perfumerías Avenida (ESP), LFB
Gil Laura	PF	191cm / 6' 3"	24/04/1992	Cadí La Seu (ESP), LFB
Pascua Lucila	C	196cm / 6' 5"	21/03/1983	Mann Filter (CRO), LFB
Cruz Anna	G	176cm / 5' 9"	27/10/1986	Nadezhda (RUS), PBL
Quevedo Laura	F	185cm / 6' 0"	15/04/1996	Universitario de Ferrol (ESP), LFB

NATIONAL TEAM HISTORY SINCE 2008



HOW DID THEY QUALIFY?

Quarter-Finalist at FIBA Women's Olympic Qualifying Tournament 2016

14 Jun. 2016	vs CHN	77-43
15 Jun. 2016	vs VEN	83-55
17 Jun. 2016	vs KOR	70-50

ACCUMULATED STATS AT WOMEN'S QUALIFYING TOURNAMENT NANTES 2016

Name	G	Min	2PT%	3PT%	FT%	OR	DR	As	St	To	BS	PPG
L. Nicholls	3	24.3	37.5	0.0	61.5	1.7	6.3	1.7	1.0	0.7	0.7	4.7
L. Quevedo Canizares	2	9.0	0.0	50.0	0.0	0.0	1.0	1.5	0.5	0.0	0.0	4.5
S. Dominguez	3	17.3	42.9	33.3	80.0	0.0	1.7	2.3	0.3	1.0	0.0	5.3
A. Torrens	3	26.0	55.2	30.0	71.4	1.0	1.3	3.0	0.0	2.3	0.0	15.3
L. Romero Gonzalez	1	13.0	50.0	33.3	50.0	0.0	1.0	4.0	0.0	0.0	0.0	6.0
L. Palau	3	19.7	40.0	0.0	50.0	0.3	0.7	4.0	0.3	1.7	0.3	1.7
M. Xargay	3	23.3	46.2	27.3	100.0	0.7	3.3	2.7	0.7	1.0	0.0	7.7
L. Rodriguez Manso	3	9.0	100.0	42.9	100.0	0.3	1.3	1.0	0.7	1.0	0.0	8.7
L. Gil	3	16.7	62.5	0.0	50.0	1.0	2.3	0.0	0.3	0.0	0.3	4.0
L. Pascua	2	12.0	25.0	0.0	100.0	0.5	5.5	0.5	0.0	2.0	0.5	2.0
S. Lyttle	3	28.0	56.8	0.0	62.5	4.0	6.3	3.0	3.7	3.3	0.0	15.7
A. Cruz Lebrato	2	24.5	50.0	0.0	66.7	0.5	2.5	0.5	2.0	1.5	0.0	11.0
Team-Coach	3	0.0	0.0	0.0	0.0	2.3	2.3	0.0	0.0	0.7	0.0	0.0
Totals	3	199.0	53.2	28.3	67.3	12.0	32.0	20.7	8.7	14.0	1.7	76.7

PALAU LAIA

DOB: 10/09/1979
Height: 181 cm / 5' 11"
Club(s) 2015-16:
 USK Praha (CZE), ZBL



PG

NATIONAL TEAM STATS

Year	Event	G	min	2PT%	3PT%	FT%	OR	DR	As	St	TO	BS	PPG	Eff
2016	Women's Qualifying Tournament	3	19.7	40.0	0.0	50.0	0.3	0.7	4.0	1.7	0.3	0.3	1.7	2.0
2015	Eurobasket Women	9	20.1	36.8	30.8	85.7	0.1	2.1	4.0	1.1	1.2	0.1	11.6	11.4
2014	Women's World Championship	6	21.8	58.3	36.4	85.0	0.8	2.2	3.3	1.3	1.8	0.2	5.2	8.7
2013	Eurobasket Women	9	18.7	38.1	27.3	83.3	0.3	1.7	3.4	1.3	1.0	0.2	3.8	3.8
2011	Eurobasket Women	6	19.8	66.7	40.0	72.7	1.2	2.3	2.0	1.5	2.7	0.2	3.6	7.7
2009	Eurobasket Women	9	24.4	36.7	30.0	75.0	1.0	2.2	2.8	1.3	1.0	0.2	3.3	6.2

CLUB STATS 2015-16

Season	Club (league or country)	G	min	2PT%	3PT%	FT%	OR	DR	As	St	TO	BS	PPG	Eff
2015/16	ZVVZ USK Praha/EuroLeague	14	33.1	37.1	33.3	77.4	0.6	4.6	7.1	2.6	2.0	0.4	7.8	10.6
2015/16	ZVVZ USK Praha/EuroLeague	5	29.6	35.7	36.4	100.0	0.4	3.4	7.0	2.8	1.8	0.3	9.3	7.3

XARGAY MARTA

DOB: 20/12/1990
Height: 180 cm / 5' 10"
Club(s) 2015-16:
 USK Praha (CZE), ZBL
 @Martaxargay
 @martaxargay



F

NATIONAL TEAM STATS

Year	Event	G	min	2PT%	3PT%	FT%	OR	DR	As	St	TO	BS	PPG	Eff
2016	Women's Qualifying Tournament	3	23.3	46.2	27.3	100.0	0.7	3.3	2.7	1.0	0.7	0.0	7.7	9.0
2015	Eurobasket Women	10	25.0	51.9	28.6	100.0	0.8	1.5	2.4	1.6	1.6	0.0	9.6	9.3
2014	Women's World Championship	6	26.2	34.4	20	100.0	1	1.7	2.7	1.3	1.2	0.3	6.7	6.3
2013	Eurobasket Women	9	27.8	47.7	40.9	88.2	1.9	1.4	2.8	1.2	0.9	0.0	12.0	10.5
2011	Eurobasket Women	5	12.4	33.3	16.7	100.0	0.8	1.4	0.6	0.6	0.4	0.2	9.6	10.0

CLUB STATS 2015-16

Season	Club (league or country)	G	min	2PT%	3PT%	FT%	OR	DR	As	St	TO	BS	PPG	Eff
2015	Phoenix Mercury/USA: WNBA	17	17.6	43.2	40.0	76.9	0.4	1.3	2.2	2.3	0.4	0.3	9.3	11.2
2015/16	ZVVZ USK Praha/EuroLeague	14	21.9	45.0	25.0	87.5	0.4	1.6	1.9	1.2	1.6	0.0	2.2	3.0
2015/16	ZVVZ USK Praha/EuroLeague	5	18.2	13.3	41.7	100.0	0.2	2.0	2.0	1.8	0.6	0.1	4.2	3.6

NICHOLLS LAURA

DOB: 26/02/1989
Height: 190 cm / 6' 2"
Club(s) 2015-16:
 Wisla Krakow (POL), BLK
 @LauraNicholls1
 @lauranicholls04



PF

NATIONAL TEAM STATS

Year	Event	G	min	2PT%	3PT%	FT%	OR	DR	As	St	TO	BS	PPG	Eff
2016	Women's Qualifying Tournament	3	24.3	37.5	0.0	61.5	1.7	6.3	1.7	0.7	1.0	0.7	4.7	11.7
2015	Eurobasket Women	10	26.7	53.2	0.0	51.7	3.1	4.1	1.5	1.1	0.9	0.6	8.7	8.7
2014	Women's World Championship	6	30	32.7	0	42.9	4.8	4.3	1.5	1.8	1.7	0.7	6.5	10.3
2013	Eurobasket Women	9	13.9	40.0	0.0	68.8	0.8	1.4	0.6	0.9	0.3	0.2	7.0	4.6
2011	Eurobasket Women	3	6.7	20.0	0.0	100.0	0.0	1.3	0.0	0.0	0.0	0.4	8.1	12.5
2010	Women's World Championship	4	13.5	63.6	0	25	2	1.3	0.5	0.8	1.3	0	4	4.8

CLUB STATS 2015-16

Season	Club (league or country)	G	min	2PT%	3PT%	FT%	OR	DR	As	St	TO	BS	PPG	Eff
2015/16	Wisla Can-Pack/EuroLeague	14	34.1	38.1	29.4	78.8	1.8	5.4	2.6	2.4	0.9	0.3	2.7	6.7
2015/16	Wisla Can-Pack/EuroLeague	1	29.0	55.6	0.0	0.0	2.0	3.0	4.0	3.0	2.0	0.0	2.4	1.8

DOMINGUEZ SILVIA

DOB: 31/01/1987
Height: 167 cm / 5' 5"
Club(s) 2015-16:
 Perfumerias Avenida (ESP), LFB
 @sdominguez6
 @sdominguez6



PG

NATIONAL TEAM STATS

Year	Event	G	min	2PT%	3PT%	FT%	OR	DR	As	St	TO	BS	PPG	Eff
2016	Women's Qualifying Tournament	3	17.3	42.9	33.3	80.0	0.0	1.7	2.3	1.0	0.3	0.0	5.3	5.7
2015	Eurobasket Women	10	15.3	50.0	33.3	55.6	0.3	1.0	1.9	1.2	0.9	0.0	3.0	3.0
2014	Women's World Championship	6	14.5	28.6	42.9	83.3	0.2	1	1.7	0.7	1.3	0	3.7	3.3
2013	Eurobasket Women	9	16.7	42.3	40.0	87.5	0.0	1.2	1.6	1.3	0.3	0.0	3.4	2.8
2011	Eurobasket Women	6	17.7	28.6	16.7	75.0	0.2	0.7	1.3	0.8	1.2	0.0	4.0	4.6
2009	Eurobasket Women	8	11.6	50.0	100.0	62.5	0.3	1.6	0.9	0.6	0.6	0.0	4.6	3.9

CLUB STATS 2015-16

Season	Club (league or country)	G	min	2PT%	3PT%	FT%	OR	DR	As	St	TO	BS	PPG	Eff
2015/16	Perfumerias Avenida/EL	14	32.8	45.6	26.3	82.5	0.6	2.0	5.2	2.4	0.9	0.0	2.9	4.5
2015/16	Perfumerias Avenida: LFB	34	26.41	51.1	42.5	79.2	0.5	2.4	4.2	1	2.4	0.1	8.7	11.4

TORRENS ALBA

DOB: 30/08/1989
Height: 191 cm / 6' 3"
Club(s) 2015-16:
 UMMC Ekaterinburg (RUS), PBL
 @albatorensoficial



F

NATIONAL TEAM STATS

Year	Event	G	min	2PT%	3PT%	FT%	OR	DR	As	St	TO	BS	PPG	Eff
2016	Women's Qualifying Tournament	3	26.0	55.2	30.0	71.4	1.0	1.3	3.0	2.3	0.0	0.0	15.3	11.0
2015	Eurobasket Women	10	30.7	52.0	24.3	84.0	0.7	5.4	3.3	2.1	0.9	0.0	0.7	4.0
2014	Women's World Championship	6	29.2	43.3	44	80	0.5	2.5	2.5	0.7	2.2	0.5	15.5	11.7
2013	Eurobasket Women	9	28.3	41.0	40.5	84.6	0.7	2.6	1.8	2.0	1.6	0.0	8.6	6.8
2011	Eurobasket Women	6	29.5	43.1	18.5	92.3	1.0	1.8	1.8	2.3	1.2	0.4	19.7	18.8
2010	Women's World Championship	9	20.2	56.8	35.3	75	0.6	2.1	0.9	0.8	1	0	8.2	8

CLUB STATS 2015-16

Season	Club (league or country)	G	min	2PT%	3PT%	FT%	OR	DR	As	St	TO	BS	PPG	Eff
2015/16	UMMC Ekaterinburg/EL	9	21.9	48.8	42.1	80.0	0.9	2.9	2.4	1.1	0.8	0.0	6.0	5.3
2015/16	UMMC Ekaterinburg/EL	6	24.5	30.0	36.4	0.0	0.5	2.7	2.8	1.8	0.2	0.0	7.7	5.8



RODRIGUEZ LEONOR

DOB: 21/10/1991

Height: 180 cm / 5' 10"

Club(s) 2015-16:
Perfumerías Avenida (ESP), LFB

@Leonorspain

@leonorspain



SG

NATIONAL TEAM STATS

Year	Event	G	min	2PT%	3PT%	FT%	OR	DR	As	St	TO	BS	PPG	Eff
2016	Women's Qualifying Tournament	3	9.0	100.0	42.9	100.0	0.3	1.3	1.0	1.0	0.7	0.0	8.7	9.7
2014	Women's World Championship	4	4	100	33.3	0	0.3	0.3	0.8	0	0.3	0	1.8	2.3

CLUB STATS 2015-16

Season	Club (league or country)	G	min	2PT%	3PT%	FT%	OR	DR	As	St	TO	BS	PPG	Eff
2015/16	Perfumerías Avenida/EL	14	18.6	46.7	29.4	95.0	0.6	1.4	0.8	1.1	0.4	0.0	4.4	3.5
2015/16	Perfumerías Avenida: LFB	34	21.49	50.7	38	73.3	0.9	1.7	1.5	0.9	1.7	0	8.7	8

GIL LAURA

DOB: 24/04/1992

Height: 191 cm / 6' 3"

Club(s) 2015-16:
Cadí La Seu (ESP), LFB

@Lau_gilcollado

@lau_gilcollado



PF

NATIONAL TEAM STATS

Year	Event	G	min	2PT%	3PT%	FT%	OR	DR	As	St	TO	BS	PPG	Eff
2016	Women's Qualifying Tournament	3	16.7	62.5	0.0	50.0	1.0	2.3	0.0	0.0	0.3	0.3	4.0	6.3
2015	Eurobasket Women	10	16.8	25.0	50.0	62.5	2.1	1.6	0.4	1.2	0.7	0.0	5.4	3.8
2014	Women's World Championship	6	9.3	77.8	0	0	0.3	1	0.5	0.3	0.8	0	2.3	3
2013	Eurobasket Women	9	16.0	29.2	0.0	50.0	1.9	2.3	0.3	1.2	1.0	0.0	7.5	5.5

CLUB STATS 2015-16

Season	Club (league or country)	G	min	2PT%	3PT%	FT%	OR	DR	As	St	TO	BS	PPG	Eff
2015/16	Cadí La Seu: LFB	25	29.18	42.9	17.2	83.6	2.2	4.1	1.5	2	2.7	0.6	10.8	12

PASCUA LUCILA

DOB: 21/03/1983

Height: 196 cm / 6' 5"

Club(s) 2015-16:
Mann Filter (ESP), LFB

@lusypascua8

@lusypascua8



C

NATIONAL TEAM STATS

Year	Event	G	min	2PT%	3PT%	FT%	OR	DR	As	St	TO	BS	PPG	Eff
2016	Women's Qualifying Tournament	2	12.0	25.0	0.0	100.0	0.5	5.5	0.5	2.0	0.0	0.5	2.0	5.5
2015	Eurobasket Women	7	5.3	50.0	0.0	50.0	0.3	0.7	0.1	0.3	0.0	0.1	8.2	8.5
2014	Women's World Championship	5	8.4	33.3	0	0	0.4	1	0	0	0.6	0.4	1.2	0.8
2011	Eurobasket Women	5	14.6	50.0	0.0	100.0	2.2	1.6	1.0	0.8	0.8	0.0	5.2	7.0
2010	Women's World Championship	4	9.5	25	0	66.7	0.5	1.3	0	0.5	0	0	1.5	2.5
2009	Eurobasket Women	9	12.2	29.6	0.0	83.3	1.3	2.3	0.1	0.8	0.3	0.3	1.6	1.9
2008	Women's Olympic QT	3	17.0	37.5	0.0	71.4	2.0	3.0	1.0	1.0	0.0	0.0	7.0	9.4

CLUB STATS 2015-16

Season	Club (league or country)	G	min	2PT%	3PT%	FT%	OR	DR	As	St	TO	BS	PPG	Eff
2015/16	Mann Filter: LFB	10	22.25	49.3	0	54.5	2	5.2	0.6	0.5	2.5	0.4	8	8.6

CRUZ ANNA

DOB: 27/10/1986

Height: 176 cm / 5' 9"

Club(s) 2015-16:
Nadezhda (RUS), PBL

@annacruz_15

@annacruz_15



G

NATIONAL TEAM STATS

Year	Event	G	min	2PT%	3PT%	FT%	OR	DR	As	St	TO	BS	PPG	Eff
2016	Women's Qualifying Tournament	2	24.5	50.0	0.0	66.7	0.5	2.5	0.5	1.5	2.0	0.0	11.0	8.5
2015	Eurobasket Women	10	22.5	40.6	45.0	66.7	0.2	1.8	1.5	1.9	0.9	0.7	9.4	10.1
2014	Women's World Championship	6	20.2	44.9	33.3	25	0.8	2.5	1.3	0.5	1.5	0	8.8	5.8
2011	Eurobasket Women	6	15.5	20.0	0.0	100.0	0.7	2.3	1.7	1.8	0.5	0.0	10.0	12.0
2010	Women's World Championship	8	15.9	21.4	33.3	63.6	1	1.6	0.9	0.9	1.3	0	2.8	2.4

CLUB STATS 2015-16

Season	Club (league or country)	G	min	2PT%	3PT%	FT%	OR	DR	As	St	TO	BS	PPG	Eff
2015	Minnesota Lynx/USA: WNBA	21	29.1	54.1	27.3	84.6	0.4	3.3	3.0	2.2	1.0	0.2	1.7	2.0
2015/16	Nadezhda/EuroLeague	12	32.0	42.4	13.3	76.5	0.7	4.3	3.7	2.4	1.3	0.1	5.6	5.1
2015/16	Nadezhda/EuroLeague	5	31.4	33.3	25.0	60.0	0.4	3.2	4.6	4.0	1.2	0.1	8.0	8.0

QUEVEDO LAURA

DOB: 15/04/1996

Height: 185 cm / 6' 0"

Club(s) 2015-16:
Universitario de Ferrol (ESP), LFB



F

NATIONAL TEAM STATS

Year	Event	G	min	2PT%	3PT%	FT%	OR	DR	As	St	TO	BS	PPG	Eff
2016	Women's Qualifying Tournament	2	9.0	0.0	50.0	0.0	0.0	1.0	1.5	0.0	0.5	0.0	4.5	5.0

CLUB STATS 2015-16

Season	Club (league or country)	G	min	2PT%	3PT%	FT%	OR	DR	As	St	TO	BS	PPG	Eff
2015/16	Universitario de Ferrol: LFB	26	35.1	47.3	28	82.1	1.3	5	1.7	1.7	2.4	0.2	11.9	13.3

ROMERO LETICIA

DOB: 28/05/1995

Height: 177 cm / 5' 9"

Club(s) 2015-16:
Florida State (USA), NCAA

@LeticiaRomero95

@leticiaromero95



PG

NATIONAL TEAM STATS

Year	Event	G	min	2PT%	3PT%	FT%	OR	DR	As	St	TO	BS	PPG	Eff
2016	Women's Qualifying Tournament	1	13.0	50.0	33.3	50.0	0.0	1.0	4.0	0.0	0.0	0.0	6.0	7.0
2015	Eurobasket Women	7	10.4	41.7	12.5	25.0	0.1	1.3	0.7	1.0	0.4	0.3	9.3	5.8
2014	Women's World Championship	3	3.3	0	0	0	0	0	0	0	0.7	0	0	-1.3

CLUB STATS 2015-16

Season	Club (league or country)	G	min	2PT%	3PT%	FT%	OR	DR	As	St	TO	BS	PPG	Eff
2015	Florida State: NCAA	30	/	43.9	44.7	83.3	/	/	4.6	1.3	3.5	0.2	11.6	/

NDOUR ASTOU

DOB: 22/08/1994

Height: 198cm / 6' 5"

Club(s) 2015-16:
Perfumerías Avenida (ESP), LFB

@NdouraStou

@stoui45



PF

NATIONAL TEAM STATS

Year	Event	G	min	2PT%	3PT%	FT%	OR	DR	As	St	TO	BS	PPG	Eff
2015	Eurobasket Women	10	26.0	56.3	33.3	73.9	3.3	4.6	0.4	1.6	0.5	0.9	12.7	15.6

CLUB STATS 2015-16

Season	Club (league or country)	G	min	2PT%	3PT%	FT%	OR	DR	As	St	TO	BS	PPG	Eff
2015/16	Perfumerías Avenida/EuroLeague	14	29.1	58.1	24.2	85.7	1.9	6.1	0.5	1.6	0.5	0.9	11.3	14.3



USA

usab.com

@usabasketball

FIBA RANKING

Women: **1**

Combined: **1**



HEAD COACH

GENO AURIEMMA

Nationality: USA

DOB: 23/03/1954

Coch of NT since: 2010

Club team 2015-16:

University of Connecticut (NCAA Women Div I)

Achievements with NT:

FIBA Women's World Champion in 2010 and 2014, Olympic Gold medal at London 2012

Assistant Coaches:

Doug Bruno & Cheryl Reeve & Dawn Staley

ROSTER

Name	Pos.	Height (cm. / ft.)	DOB	Club(s)
Augustus Seimone	F	183cm / 6' 0"	30/04/1984	Minnesota Lynx (USA), WNBA
Bird Sue	G	175cm / 5' 8"	16/10/1980	Seattle Storm (USA), WNBA
Catchings Tamika	F	185cm / 6' 0"	21/07/1979	Indiana Fever (USA), WNBA
Charles Tina	C	193cm / 6' 3"	05/12/1988	New York Liberty (USA), WNBA
Delle Donne Elena	SF	195cm / 6' 4"	05/09/1989	Chicago Sky (USA), WNBA
Fowles Sylvia	C	198cm / 6' 5"	06/10/1985	Minnesota Lynx (USA), WNBA
Griner Brittney	C	203cm / 6' 7"	18/10/1990	Phoenix Mercury (USA), WNBA
Mccoughtry Angel	SF	185cm / 6' 0"	10/09/1986	Atlanta Dream (USA), WNBA
Moore Maya	F	183cm / 6' 0"	11/06/1989	Minnesota Lynx (USA), WNBA
Stewart Breanna	PF	193cm / 6' 3"	27/08/1994	Seattle Storm (USA), WNBA
Taurasi Diana	G	182cm / 5' 11"	11/06/1982	Phoenix Mercury (USA), WNBA
Whalen Lindsay	G	175cm / 5' 8"	09/05/1982	Minnesota Lynx (USA), WNBA

GROUP B



OLYMPIC APPEARANCES

1976 (Montreal)

2000 (Sydney)

1984 (Los Angeles)

2004 (Athens)

1988 (Seoul)

2008 (Beijing)

MEDAL COUNT



1992 (Barcelona)

2012 (London)

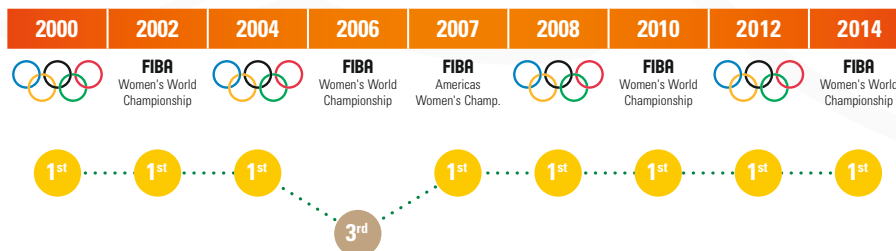
1996 (Atlanta)

BEST RESULTS

GOLD MEDAL

(1984, 1988, 1996, 2000, 2004, 2008 and 2012)

NATIONAL TEAM HISTORY SINCE 2000



HOW DID THEY QUALIFY?

2014 FIBA Women's World Champion

27 Sep. 2014 vs CHN 87-56

28 Sep. 2014 vs SRB 94-74

30 Sep. 2014 vs ANG 119-44

03 Oct. 2014 vs FRA 94-72

04 Oct. 2014 vs AUS 82-70

05 Oct. 2014 vs ESP 77-64

ACCUMULATED STATS AT 2014 FIBA WOMEN'S WORLD CHAMPIONSHIP

Name	G	Min	2PT%	3PT%	FT%	OR	DR	As	St	To	BS	PPG
L. Whalen	6	15.8	57.1	0.0	62.5	0.5	2.8	2.7	0.2	1.2	0.0	8.3
S. Augustus	6	19.8	56.1	50.0	100.0	0.7	3.0	1.7	0.3	0.8	0.2	9.3
S. Bird	6	20.7	53.8	16.7	100.0	0.0	2.2	2.2	0.8	1.8	0.0	3.2
M. Moore	6	24.3	53.5	51.9	80.0	2.2	3.8	3.5	0.7	1.5	0.2	15.3
A. Mccoughtry	6	12.3	50.0	50.0	62.5	1.0	1.2	1.2	0.8	0.8	0.2	6.5
O. Sims	5	5.0	80.0	100.0	83.3	0.0	1.0	0.8	0.2	1.2	0.0	3.2
B. Stewart	6	6.0	33.3	0.0	100.0	0.7	1.2	0.2	0.0	0.3	0.2	1.8
C. Dupree	6	15.0	51.9	0.0	66.7	1.2	2.3	1.3	0.7	0.7	0.2	5.7
D. Taurasi	6	22.0	55.6	40.0	75.0	0.3	2.0	4.5	0.5	1.0	0.2	8.8
N. Ogwumike	6	16.7	58.6	0.0	91.7	2.3	2.5	1.0	0.5	2.2	0.0	7.5
T. Charles	6	24.3	54.7	0.0	50.0	2.8	5.5	2.2	0.7	2.2	0.5	10.7
B. Griner	6	19.2	66.7	0.0	60.9	0.8	5.3	1.3	0.5	1.8	2.0	12.3
Team-Coach	6	0.0	0.0	0.0	0.0	2.3	3.3	0.0	0.0	0.5	0.0	0.0
Totals	6	200.3	56.3	43.1	71.6	14.8	36.0	22.3	5.8	15.8	3.5	92.2

MOORE MAYA

DOB: 11/06/1989
Height: 183cm / 6' 0"
Club(s) 2015-16:
 Minnesota Lynx
 (USA), WNBA
@MooreMaya
@MooreMaya



F

NATIONAL TEAM STATS

Year	Event	G	min	2PT%	3PT%	FT%	OR	DR	As	St	TO	BS	PPG	Eff
2014	Women's World Championship	6	24.3	53.5	51.9	80.0	2.2	3.8	3.5	1.5	0.7	0.2	15.3	18.5
2012	Olympic Games: Tourn. for Women	8	19.9	57.8	25.0	66.7	0.6	5.0	2.6	1.5	1.5	0.4	9.0	12.9
2010	Women's World Championship	9	18.2	48.9	34.6	87.5	1.1	2.2	2.1	2.0	0.9	0.3	8.7	8.8

CLUB STATS 2015-16

Season	Club (league or country)	G	min	2PT%	3PT%	FT%	OR	DR	As	St	TO	BS	PPG	Eff
2015/16	Minnesota Lynx/USA: WNBA	33	33.6	45.2	35.9	85.5	1.9	4.8	3.5	2.3	1.7	0.8	20.6	16.8

BIRD SUE

DOB: 16/10/1980
Height: 175cm / 5' 8"
Club(s) 2015-16:
 Seattle Storm
 (USA), WNBA
@s10bird
@s10bird



G

NATIONAL TEAM STATS

Year	Event	G	min	2PT%	3PT%	FT%	OR	DR	As	St	TO	BS	PPG	Eff
2014	Women's World Championship	6	20.7	53.8	16.7	100.0	0.0	2.2	2.2	1.8	0.8	0.0	3.2	4.7
2012	Olympic Games: Tourn. for Women	8	25.0	63.6	33.3	0.0	0.0	2.1	4.5	1.4	0.3	0.0	6.1	8.9
2010	Women's World Championship	9	22.4	57.1	35.3	0.0	0.4	1.8	2.9	1.3	1.3	0.0	5.6	8.1
2008	Women's Olympic Basketball Tournament	8	18.5	38.1	20.0	50.0	0.6	1.6	1.8	0.6	1.8	0.0	3.0	5.3
2007	Americas Women's Championship	5	19.6	60.0	28.6	100.0	0.4	3.4	4.0	1.8	2.0	0.2	5.6	11.6
2006	Women's World Championship	9	23.4	47.2	50.0	62.5	0.2	1.2	4.6	1.8	1.3	0.1	7.7	9.8
2004	Olympic Games: Tourn. for Women	6	14.8	50.0	12.5	0.0	0.0	1.0	1.3	1.0	0.3	0.0	3.3	1.5

CLUB STATS 2015-16

Season	Club (league or country)	G	min	2PT%	3PT%	FT%	OR	DR	As	St	TO	BS	PPG	Eff
2015/16	Seattle Storm/USA: WNBA	27	29.2	41.8	30.1	79.6	0.2	2.1	5.4	2.4	0.9	0.1	10.3	6.0

CATCHINGS TAMIKA

DOB: 21/07/1979
Height: 185cm / 6' 0"
Club(s) 2015-16:
 Indiana Fever
 (USA), WNBA
@Catchin24
@Catchin24



F

NATIONAL TEAM STATS

Year	Event	G	min	2PT%	3PT%	FT%	OR	DR	As	St	TO	BS	PPG	Eff
2012	Olympic Games: Tourn. for Women	8	19.4	48.7	16.7	50.0	2.0	2.9	2.1	1.4	1.6	0.6	6.1	9.9
2010	Women's World Championship	9	19.3	55.0	42.9	81.0	1.4	1.3	1.3	1.7	1.3	0.3	8.8	9.6
2008	Women's Olympic Basketball Tournament	8	16.1	72.7	71.4	58.3	2.0	2.4	1.8	1.0	1.8	0.5	6.8	12.5
2006	Women's World Championship	9	21.4	48.6	27.3	74.1	2.0	4.9	1.4	1.2	2.0	0.3	7.0	12.8
2004	Olympic Games: Tourn. for Women	8	25.0	43.6	25.0	83.3	2.8	2.6	0.4	1.1	2.9	0.5	6.9	11.0

CLUB STATS 2015-16

Season	Club (league or country)	G	min	2PT%	3PT%	FT%	OR	DR	As	St	TO	BS	PPG	Eff
2015/16	Indiana Fever/USA: WNBA	29	26.9	40.9	30.5	86.4	1.7	5.5	2.3	1.7	1.9	0.7	13.3	13.3

CHARLES TINA

DOB: 05/12/1988
Height: 193cm / 6' 3"
Club(s) 2015-16:
 New York Liberty
 (USA), WNBA
@tinacharles31
@tina31charles



C

NATIONAL TEAM STATS


Year	Event	G	min	2PT%	3PT%	FT%	OR	DR	As	St	TO	BS	PPG	Eff
2014	Women's World Championship	6	24.3	54.7	0.0	50.0	2.8	5.5	2.2	2.2	0.7	0.5	10.7	15.0
2012	Olympic Games: Tourn. for Women	8	21.4	43.9	0.0	66.7	3.1	4.3	1.8	0.8	0.6	0.6	10.5	13.6
2010	Women's World Championship	9	16.6	59.7	0.0	64.0	2.7	2.1	0.7	1.1	0.6	0.1	10.7	11.6

CLUB STATS 2015-16

Season	Club (league or country)	G	min	2PT%	3PT%	FT%	OR	DR	As	St	TO	BS	PPG	Eff
2015/16	New York Liberty/USA: WNBA	32	32.3	46.3	20.0	71.9	2.1	6.7	2.4	2.5	0.8	0.7	17.7	16.7

TAURASI DIANA

DOB: 11/06/1982
Height: 182cm / 5' 11"
Club(s) 2015-16:
 Phoenix Mercury
 (USA), WNBA
@DianaTaurasi



G

NATIONAL TEAM STATS

Year	Event	G	min	2PT%	3PT%	FT%	OR	DR	As	St	TO	BS	PPG	Eff
2014	Women's World Championship	6	22.0	55.6	40.0	75.0	0.3	2.0	4.5	1.0	0.5	0.2	8.8	11.5
2012	Olympic Games: Tourn. for Women	8	24.1	48.4	42.9	96.0	0.5	2.5	2.9	1.5	0.9	0.3	12.4	13.3
2010	Women's World Championship	9	20.7	50.0	50.0	90.0	0.3	2.1	2.6	1.8	1.0	0.1	12.0	11.9
2008	Women's Olympic Basketball Tournament	8	19.5	54.5	42.9	100.0	0.6	3.3	2.4	0.8	0.9	0.3	10.9	13.6
2007	Americas Women's Championship	5	22.2	58.8	47.4	88.9	0.2	5.4	3.4	1.0	1.0	0.8	11.0	17.2
2006	Women's World Championship	9	21.7	50.0	50.0	53.3	0.6	2.6	2.2	1.0	0.4	0.3	14.3	13.3

CLUB STATS 2015-16

Season	Club (league or country)	G	min	2PT%	3PT%	FT%	OR	DR	As	St	TO	BS	PPG	Eff
2015/16	UMMC Ekaterinburg/EuroLeague	14	31.6	55.0	43.7	91.5	0.6	4.4	4.2	3.0	1.1	0.2	21.3	18.8
2015/16	UMMC Ekaterinburg/EuroLeague	6	34.5	32.0	41.5	88.9	1.0	3.7	4.2	2.0	0.5	0.0	20.2	15.6



DELLE DONNE ELENA

DOB: 05/09/1989

Height: 195cm / 6' 4"

Club(s) 2015-16:
Chicago Sky
(USA), WNBA

@De11eDonne

@de11edonne



SF

NATIONAL TEAM STATS

Year	Event	G	min	2PT%	3PT%	FT%	OR	DR	As	St	TO	BS	PPG	Eff
------	-------	---	-----	------	------	-----	----	----	----	----	----	----	-----	-----

- First appearance -

CLUB STATS 2015-16

Season	Club (league or country)	G	min	2PT%	3PT%	FT%	OR	DR	As	St	TO	BS	PPG	Eff
2015/16	Chicago Sky/USA: WNBA	29	34.4	50.7	29.3	95.7	2.0	6.7	1.4	1.2	1.1	2.0	23.3	22.6

FOWLES SYLVIA

DOB: 06/10/1985

Height: 198cm / 6' 5"

Club(s) 2015-16:
Minnesota Lynx
(USA), WNBA

@SylviaFowles

@sylvia_fowles



C

NATIONAL TEAM STATS

Year	Event	G	min	2PT%	3PT%	FT%	OR	DR	As	St	TO	BS	PPG	Eff
------	-------	---	-----	------	------	-----	----	----	----	----	----	----	-----	-----

2012	Olympic Games: Tourn. for Women	5	9.6	61.1	0.0	80.0	1.0	2.6	0.4	1.2	0.4	0.4	6.0	7.8
2010	Women's World Championship	9	13.9	61.9	0.0	66.7	1.1	3.2	0.4	2.1	0.6	0.4	8.9	9.2
2008	Women's Olympic Basketball Tournament	8	17.9	64.3	0.0	68.0	2.9	5.5	0.9	2.5	0.4	0.9	13.4	17.3

CLUB STATS 2015-16

Season	Club (league or country)	G	min	2PT%	3PT%	FT%	OR	DR	As	St	TO	BS	PPG	Eff
2015/16	Minnesota Lynx/USA: WNBA	17	28.6	50.5	0.0	72.1	2.2	5.9	0.8	1.6	1.0	1.5	14.9	16.2

GRINER BRITTNEY


DOB: 18/10/1990

Height: 203cm / 6' 7"

Club(s) 2015-16:
Phoenix Mercury
(USA), WNBA

@brittneygriner

@brittneygriner



C

NATIONAL TEAM STATS

Year	Event	G	min	2PT%	3PT%	FT%	OR	DR	As	St	TO	BS	PPG	Eff
------	-------	---	-----	------	------	-----	----	----	----	----	----	----	-----	-----

2014	Women's World Championship	6	19.2	66.7	0.0	60.9	0.8	5.3	1.3	1.8	0.5	2.0	12.3	16.5
------	----------------------------	---	------	------	-----	------	-----	-----	-----	-----	-----	-----	------	------

CLUB STATS 2015-16

Season	Club (league or country)	G	min	2PT%	3PT%	FT%	OR	DR	As	St	TO	BS	PPG	Eff
2015/16	Phoenix Mercury/USA: WNBA	25	31.1	57.0	0.0	79.5	1.7	6.5	1.4	2.2	0.3	4.1	15.1	18.2
2015/16	UMMC Ekaterinburg/EuroLeague	14	25.4	55.1	0.0	72.7	1.4	5.5	0.9	2.6	0.5	1.6	12.6	14.4
2015/16	UMMC Ekaterinburg/EuroLeague	6	28.2	51.7	0.0	92.3	1.5	4.8	0.7	2.7	0.0	1.3	12.3	13.6

MCCOUGHTRY ANGEL

DOB: 10/09/1986

Height: 185cm / 6' 0"

Club(s) 2015-16:
Atlanta Dream
(USA), WNBA

@angel_35

@mccoughtry



SF

NATIONAL TEAM STATS

Year	Event	G	min	2PT%	3PT%	FT%	OR	DR	As	St	TO	BS	PPG	Eff
------	-------	---	-----	------	------	-----	----	----	----	----	----	----	-----	-----

2014	Women's World Championship	6	12.3	50.0	50.0	62.5	1.0	1.2	1.2	0.8	0.8	0.2	6.5	6.8
2012	Olympic Games: Tourn. for Women	8	14.9	66.7	20.0	77.4	2.4	2.3	2.1	1.8	2.5	0.8	10.9	15.9
2010	Women's World Championship	9	18.8	61.9	16.7	72.0	0.8	2.8	1.0	1.7	2.7	0.3	11.3	12.7

CLUB STATS 2015-16

Season	Club (league or country)	G	min	2PT%	3PT%	FT%	OR	DR	As	St	TO	BS	PPG	Eff
2015/16	Atlanta Dream/USA: WNBA	32	30.5	42.2	35.9	80.3	2.0	3.4	2.8	3.2	2.1	0.5	20.3	14.5
2015/16	Mersin BSB. /Turkey: TKBL	1	37.0	40.0	50.0	76.9	3.0	6.0	3.0	4.0	1.0	0.0	25.0	21.0

AUGUSTUS SEIMONE

DOB: 30/04/1984

Height: 183cm / 6' 0"

Club(s) 2015-16:
Minnesota Lynx
(USA), WNBA

@seimoneaugustus

@moneymone33



F

NATIONAL TEAM STATS

Year	Event	G	min	2PT%	3PT%	FT%	OR	DR	As	St	TO	BS	PPG	Eff
------	-------	---	-----	------	------	-----	----	----	----	----	----	----	-----	-----

2014	Women's World Championship	6	19.8	56.1	50.0	100.0	0.7	3.0	1.7	0.8	0.3	0.2	9.3	11.0
2012	Olympic Games: Tourn. for Women	8	18.1	47.3	20.0	66.7	0.5	2.0	1.4	1.1	0.8	0.3	7.8	6.6
2008	Women's Olympic Basketball Tournament	8	17.6	47.4	0.0	81.8	0.9	1.4	1.4	1.4	0.4	0.5	0.1	7.9
2007	Americas Women's Championship	5	18.2	57.5	0.0	87.5	1.0	1.2	1.2	0.6	1.4	0.2	10.6	11.2
2006	Women's World Championship	8	9.3	57.1	0.0	85.7	0.3	0.8	0.4	0.4	0.4	0.1	4.8	4.3

CLUB STATS 2015-16

Season	Club (league or country)	G	min	2PT%	3PT%	FT%	OR	DR	As	St	TO	BS	PPG	Eff
2015/16	Dynamo Kursk/EuroLeague	11	27.5	43.3	33.3	100.0	0.3	3.0	3.3	1.4	0.4	0.4	9.5	7.3
2015/16	Dynamo Kursk/EuroLeague	1	31.0	56.3	0.0	0.0	1.0	1.0	3.0	0.0	0.0	1.0	18.0	16.0

STEWART BREANNA

DOB: 27/08/1994

Height: 193cm / 6' 3"

Club(s) 2015-16:
University of Connecticut
(USA), NCAA Women Div I

[@bre_stewart30](#)

[@bre_stewart30](#)



PF

NATIONAL TEAM STATS

Year	Event	G	min	2PT%	3PT%	FT%	OR	DR	As	St	TO	BS	PPG	Eff
2014	Women's World Championship	6	6.0	33.3	0.0	100.0	0.7	1.2	0.2	0.3	0.0	0.2	1.8	2.7

CLUB STATS 2015-16

Season	Club (league or country)	G	min	2PT%	3PT%	FT%	OR	DR	As	St	TO	BS	PPG	Eff
2015/16	Univ. of Connecticut/USA: NCAA W Div I	37	0.0	57.9	42.6	83.6	0	0	4	1.8	1.6	3.4	19.4	/
2015/16	Seattle Storm/USA: WNBA	24	35.2	50.2	34.3	81.9	1.2	8.1	3.5	1.3	2.5	2.1	19.2	/

WHALEN LINDSAY

DOB: 09/05/1982

Height: 175cm / 5' 8"

Club(s) 2015-16:
Minnesota Lynx
(USA), WNBA

[@Lindsay_13](#)

[@lindsaywhalen](#)



G

NATIONAL TEAM STATS

Year	Event	G	min	2PT%	3PT%	FT%	OR	DR	As	St	TO	BS	PPG	Eff
2014	Women's World Championship	6	15.8	57.1	0.0	62.5	0.5	2.8	2.7	1.2	0.2	0.0	8.3	9.8
2012	Olympic Games: Tour. for Women	8	17.4	58.5	0.0	84.2	1.3	1.6	2.4	1.1	1.0	0.0	8.0	10.1
2010	Women's World Championship	9	18.4	52.9	20.0	66.7	0.7	1.4	1.6	1.3	1.3	0.1	5.9	6.7

CLUB STATS 2015-16

Season	Club (league or country)	G	min	2PT%	3PT%	FT%	OR	DR	As	St	TO	BS	PPG	Eff
2015/16	Minnesota Lynx/USA: WNBA	29	30.6	46.4	42.9	88.2	0.5	2.4	4.3	2.1	0.4	0.1	10.9	8.7



SENEGAL

FIBA RANKING

Women: **24**

Combined: **39**



HEAD COACH

MOUSTAPHA GAYE

Nationality: Senegal

DOB: 05/10/1963

Coch of NT since: 2008-2012; 2015

Club team 2015-16: ASC Ville de Dakar (SEN)

Achievements with NT:

AfroBasket Women 2015 Champion

Assistant Coach:

Parfait Adjivon & El Hadji Diop

ROSTER

Name	Pos.	Height (cm. / ft.)	DOB	Club(s)
Diop Yacine	F	178cm / 5' 10"	08/10/1995	Pittsburgh University (USA), NCAA
Dieng Khady	G	178cm / 5' 10"	01/12/1994	Auburn University (USA), NCAA
Thiam Oumoul	SG	179cm / 5' 10"	03/02/1990	Campus Promete Logrono (ESP), LFB
Traore Aya	F	183cm / 6' 0"	27/07/1983	CB Conquero Huelva (ESP), LFB
Diémé Bintou	PG	167cm / 5' 5"	01/02/1984	Tarbes Gespe Basket (FRA), LFB
Dieng Fatou	PG	167cm / 5' 5"	18/08/1983	ASC Ville de Dakar (SEN), D1
Diouf Diodio	G	170cm / 5' 6"	15/12/1984	Dakar Université Club (SEN), D1
Wane Lala	F	179cm / 5' 10"	15/07/1989	US Poinconnet (FRA), NF2
Traore Astou	PF	185cm / 6' 0"	30/04/1981	Belfius Namur (BEL), TDW
Diarra Maimouna	C	198cm / 6' 5"	30/01/1991	Desportivo 1° de Agosto (ANG), D1
Sy Mame Marie	PF	185cm / 6' 0"	25/03/1985	ESB Villeneuve D'Ascq (FRA), LFB
Toure Oumou	C	189cm / 6' 2"	18/02/1988	Landerneau Bretagne Basket (FRA), LF2
Rosche Marie-Sadio	C	190cm / 6' 2"	10/08/1987	Avenir Chartres (FRA), LF2
Fall Aida	C	193cm / 6' 3"	10/11/1986	Nantes Rézé Basket (FRA), NF1

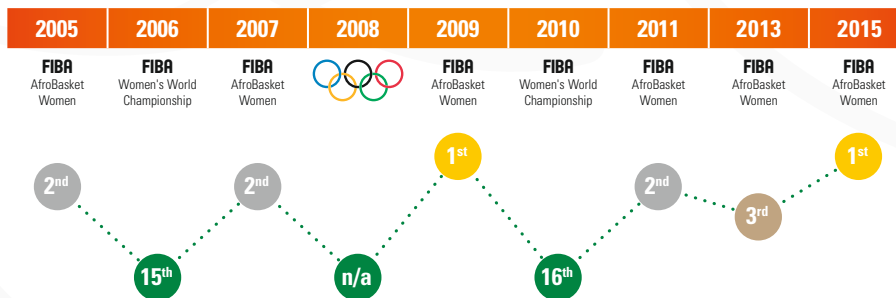
GROUP B



OLYMPIC APPEARANCES
2000 (Sydney)

BEST RESULTS
12TH (2000)

NATIONAL TEAM HISTORY SINCE 2005



HOW DID THEY QUALIFY?

AfroBasket Women 2015 Champion

24 Sep 2015	vs ANG	46-50
25 Sep 2015	vs ALG	70-62
26 Sep 2015	vs GUI	102-44
28 Sep 2015	vs NGR	64-75
29 Sep 2015	vs EGY	84-72
01 Oct 2015	vs MLI	57-38
02 Oct 2015	vs ANG	56-54
03 Oct 2015	vs CMR	81-66

ACCUMULATED STATS AT AFROBASKET WOMEN 2015

Name	G	Min	2PT%	3PT%	FT%	OR	DR	As	St	To	BS	PPG
O. Thiam	8	12.4	25.0	27.8	100.0	0.4	1.6	1.1	0.4	1.4	0.0	3.4
A. Traore	8	29.1	41.2	35.0	75.0	1.9	4.0	1.4	1.4	2.9	0.6	13.1
T. Diata	8	6.9	27.3	37.5	25.0	0.1	0.9	0.3	0.5	0.8	0.4	2.0
F. Dieng	8	23.8	17.6	36.8	66.7	0.3	2.6	4.4	0.5	2.5	0.1	4.4
M. Diouf	6	16.0	60.0	26.3	50.0	0.3	1.3	1.8	1.2	0.3	0.0	3.7
N. Sène	7	12.1	33.3	5.9	81.3	0.3	0.9	1.6	0.1	1.0	0.0	4.0
A. Traore	8	29.5	54.5	26.3	79.1	1.6	2.0	2.1	1.0	3.3	0.1	15.1
M. Diarra	8	19.3	41.8	0.0	46.7	2.8	5.8	0.9	1.1	2.5	1.4	7.5
M. Sy	8	25.1	52.9	50.0	72.2	2.0	3.6	2.9	0.9	2.4	0.8	8.8
O. Toure	8	12.4	53.8	0.0	85.7	0.5	2.9	0.5	0.6	0.5	1.1	4.3
R. Daou	8	11.0	34.6	0.0	42.9	0.9	2.8	0.4	0.3	0.8	0.9	3.0
B. Diouf	6	10.3	38.1	0.0	50.0	0.7	1.3	0.7	0.3	0.8	0.3	3.0
Team-Coach	8	0.0	0.0	0.0	0.0	1.4	4.6	0.0	0.0	1.0	0.0	0.0

TRAORE ASTOU

DOB: 30/04/1981

Height: 185cm / 6' 0"

Club(s) 2015-16:
Belfius Namur (BEL), TDW



PF

NATIONAL TEAM STATS

Year	Event	G	min	2PT%	3PT%	FT%	OR	DR	As	St	TO	BS	PPG	Eff
2015	Afrobasket Women	8	29.5	54.5	26.3	79.1	1.6	2.0	2.1	3.3	1.0	0.1	15.1	12.1
2013	AfroBasket Women	8	28.0	71.2	61.1	66.7	1.0	2.5	1.3	3.6	1.9	0.1	16.6	15.4
2011	AfroBasket Women	7	20.1	70.5	50.0	82.2	1.0	2.6	2.1	2.3	0.4	0.3	15.9	16.4
2010	Women's World Championship	5	21.8	51.7	10.0	66.7	1.2	2.6	0.6	2.2	1.0	0.2	9.4	6.8
2007	AfroBasket Women	8	16.5	51.2	0.0	96.3	1.1	1.8	0.6	1.6	0.6	0.1	8.8	8.5
2006	Women's World Championship	5	26.6	42.9	0.0	73.1	1.8	2.0	0.4	1.2	0.8	0.0	9.8	8.2
2005	AfroBasket Women	6	17.7	64.0	0.0	59.3	2.8	3.2	0.7	1.5	0.8	0.3	13.3	14.8

CLUB STATS 2015-16

Season	Club (league or country)	G	min	2PT%	3PT%	FT%	OR	DR	As	St	TO	BS	PPG	Eff
2015/16	Namur/EuroCup	5	28.8	48.7	23.1	81.8	1.6	3.6	1.0	2.8	0.2	0.0	13.0	11.1

THIAM OUMOUL

DOB: 03/02/1990

Height: 179cm / 5' 10"

Club(s) 2015-16:
Campus Promete Logrono (ESP), LFB

[@lucky_lefty_4](#)



SG

NATIONAL TEAM STATS

Year	Event	G	min	2PT%	3PT%	FT%	OR	DR	As	St	TO	BS	PPG	Eff
2015	Afrobasket Women	8	12.4	25.0	27.8	100.0	0.4	1.6	1.1	1.4	0.4	0.0	3.4	2.8
2013	AfroBasket Women	8	15.3	73.7	45.8	92.3	0.3	0.3	0.6	1.6	1.0	0.0	9.1	7.3

CLUB STATS 2015-16

Season	Club (league or country)	G	min	2PT%	3PT%	FT%	OR	DR	As	St	TO	BS	PPG	Eff
2015/16	Campus Promete Logrono/ESP: LFB	21	18.8	37.2	40.7	75	0.7	1.1	1.3	0.4	1.5	0	7	/

TRAORE AYA

DOB: 27/07/1983

Height: 183cm / 6' 0"

Club(s) 2015-16:
Cb Conquero Huelva (ESP), LFB

[@TraoreAya](#)



F

NATIONAL TEAM STATS

Year	Event	G	min	2PT%	3PT%	FT%	OR	DR	As	St	TO	BS	PPG	Eff
2015	Afrobasket Women	8	29.1	41.2	35.0	75.0	1.9	4.0	1.4	2.9	1.4	0.6	13.1	11.6
2013	AfroBasket Women	8	19.8	45.2	35.7	100.0	0.5	1.3	1.5	2.0	2.3	0.0	6.4	6.6
2011	AfroBasket Women	8	25.9	48.3	33.3	54.2	0.8	1.4	2.6	1.4	1.3	0.1	13.4	9.9
2010	Women's World Championship	5	33.8	43.1	22.2	80.0	1.0	2.8	0.4	2.8	1.2	0.2	12.8	6.6
2009	AfroBasket Women	8	25.0	54.5	32.3	94.1	2.0	2.3	1.6	1.8	1.6	0.1	14.8	14.1
2008	Olympic QT for Women	2	33.5	36.8	40.0	100.0	2.0	1.5	0.5	2.5	1.0	0.0	14.0	7.5
2007	AfroBasket Women	8	26.4	42.4	34.5	75.0	2.1	2.8	1.4	2.0	1.8	0.1	12.6	11.3

CLUB STATS 2015-16

Season	Club (league or country)	G	min	2PT%	3PT%	FT%	OR	DR	As	St	TO	BS	PPG	Eff
2015/16	Cb Conquero Huelva/ESP: LFB	8	31.3	41.4	32	80	1	4.4	0.8	0.5	2	0.3	11.5	/

DIENG FATOU

DOB: 18/08/1983

Height: 167cm / 5' 5"

Club(s) 2015-16:
did not play

[@DIENGFatou](#)



PG

NATIONAL TEAM STATS

Year	Event	G	min	2PT%	3PT%	FT%	OR	DR	As	St	TO	BS	PPG	Eff
2015	Afrobasket Women	8	23.8	17.6	36.8	66.7	0.3	2.6	4.4	2.5	0.5	0.1	4.4	6.0
2013	AfroBasket Women	8	21.1	50.0	13.6	25.0	0.5	0.6	3.0	2.1	0.6	0.0	2.5	1.8
2011	AfroBasket Women	6	13.8	40.0	0.0	80.0	0.3	0.3	2.8	2.3	0.8	0.0	2.7	2.5
2010	Women's World Championship	5	23.2	47.4	25.0	100.0	0.6	0.6	0.8	3.6	1.2	0.0	6.2	2.0
2009	AfroBasket Women	8	26.9	48.8	36.7	83.3	0.1	2.4	3.5	2.4	2.0	0.1	11.0	11.4
2008	Olympic QT for Women	2	25.5	38.5	100.0	100.0	2.0	1.0	1.0	2.5	1.0	0.0	9.0	7.5
2006	Women's World Championship	5	10.0	0.0	0.0	100.0	0.0	0.8	0.6	0.8	0.2	0.2	0.8	0.25

DIOUF DIDIOT

DOB: 15/12/1984

Height: 170cm / 5' 6"

Club(s) 2015-16:
did not play



G

NATIONAL TEAM STATS

Year	Event	G	min	2PT%	3PT%	FT%	OR	DR	As	St	TO	BS	PPG	Eff
2015	Afrobasket Women	6	16.0	60.0	26.3	50.0	0.3	1.3	1.8	0.3	1.2	0.0	3.7	5.2
2013	AfroBasket Women	5	17.8	80.0	38.9	33.3	1.0	1.2	2.8	2.0	1.6	0.0	9.2	10.6
2011	AfroBasket Women	8	27.4	47.6	44.1	45.5	0.6	1.1	4.4	1.3	0.8	0.1	8.8	10.0
2010	Women's World Championship	3	20.3	20.0	14.3	50.0	0.0	0.3	0.3	1.3	0.0	0.0	3.3	-3.0
2009	AfroBasket Women	8	25.3	59.4	24.0	56.5	0.1	0.8	1.5	2.1	1.5	0.1	8.6	5.3
2008	Olympic QT for Women	2	19.5	25.0	0.0	100.0	0.5	1.0	0.5	2.0	0.0	0.0	2.5	-2.5
2007	AfroBasket Women	8	25.6	36.0	25.7	90.9	0.8	1.4	3.4	1.0	1.8	0.1	6.9	7.9
2006	Women's World Championship	5	31.8	31.3	29.0	88.9	0.2	1.0	1.8	1.6	1.0	0.0	9.0	4.6
2005	AfroBasket Women	6	29.2	48.6	20.8	58.3	0.2	1.8	2.8	2.5	1.7	0.0	9.3	6.3



DIARRA MAIMOUNA

DOB: 30/01/1991

Height: 198cm / 6' 5"

Club(s) 2015-16:
Desportivo 1° De Agosto
(ANG), D1



C

NATIONAL TEAM STATS

Year	Event	G	min	2PT%	3PT%	FT%	OR	DR	As	St	TO	BS	PPG	Eff
2015	Afrobasket Women	8	19.3	41.8	0.0	46.7	2.8	5.8	0.9	2.5	1.1	1.4	7.5	10.8
2013	Afrobasket Women	8	8.3	70.0	0.0	70.0	1.1	1.3	0.1	0.9	1.1	0.0	4.4	6.0

SY MAME MARIE

DOB: 25/03/1985

Height: 185cm / 6' 0"

Club(s) 2015-16:
Esb Villeneuve D'Ascq
(FRA), LFB



PF

NATIONAL TEAM STATS

Year	Event	G	min	2PT%	3PT%	FT%	OR	DR	As	St	TO	BS	PPG	Eff
2015	Afrobasket Women	8	25.1	52.9	50.0	72.2	2.0	3.6	2.9	2.4	0.9	0.8	8.8	12.8
2013	Afrobasket Women	8	27.5	61.1	33.3	82.8	2.1	2.6	1.3	3.3	2.9	0.4	9.3	12.4
2011	Afrobasket Women	8	24.0	71.4	0.0	60.7	1.5	4.5	1.0	1.6	0.3	0.9	8.4	12.1
2010	Women's World Championship	5	25.4	53.1	100.0	50.0	1.4	3.8	1.0	1.0	0.6	0.8	8.8	11.6
2009	Afrobasket Women	8	20.3	56.7	100.0	71.4	2.0	4.8	1.3	1.8	0.8	1.5	7.5	13.4

CLUB STATS 2015-16

Season	Club (league or country)	G	min	2PT%	3PT%	FT%	OR	DR	As	St	TO	BS	PPG	Eff
2015/16	Lattes Montpellier/FRA: LFB	25	20.2	58.6	50	81	1.4	2.2	0.9	0.8	1.5	0.4	8.2	/

TOURE OUMOU

DOB: 18/02/1988

Height: 189cm / 6' 2"

Club(s) 2015-16:
Leon Tregor Basket
(FRA), LF2



C

NATIONAL TEAM STATS

Year	Event	G	min	2PT%	3PT%	FT%	OR	DR	As	St	TO	BS	PPG	Eff
2015	Afrobasket Women	8	12.4	53.8	0.0	85.7	0.5	2.9	0.5	0.5	0.6	1.1	4.3	7.6

CLUB STATS 2015-16

Season	Club (league or country)	G	min	2PT%	3PT%	FT%	OR	DR	As	St	TO	BS	PPG	Eff
2015/16	Leon Tregor Basket/FRA: LF2	19	32.6	42.6	0	72.1	2.8	7	1.3	0.8	1.8	1.5	14.4	/

ROSCHÉ MARIE-SADIO

DOB: 10/08/1987

Height: 190cm / 6' 2"

Club(s) 2015-16:
Avenir Chartres (FRA), LF2



C

NATIONAL TEAM STATS

Year	Event	G	min	2PT%	3PT%	FT%	OR	DR	As	St	TO	BS	PPG	Eff
2015	Afrobasket Women	8	12.4	53.8	0.0	85.7	0.5	2.9	0.5	0.5	0.6	1.1	4.3	7.6

DIOP YACINE

DOB: 08/10/1995

Height: 178cm / 5' 10"

Club(s) 2015-16:
Pittsburgh University
(USA), NCAA

@yacine_diop

@y.d_12



F

NATIONAL TEAM STATS

Year	Event	G	min	2PT%	3PT%	FT%	OR	DR	As	St	TO	BS	PPG	Eff
- First appearance -														

CLUB STATS 2015-16

Season	Club (league or country)	G	min	2PT%	3PT%	FT%	OR	DR	As	St	TO	BS	PPG	Eff
2015/16	Pittsburgh University/USA: NCAA	31	0	45	25.8	63.6	0	0	1.7	1.2	2.9	0.3	10.4	/

DIENG KHADY

DOB: 01/12/1994

Height: 178cm / 5' 10"

Club(s) 2015-16:
Auburn University
(USA), NCAA

[@K_dieng](#)



G

NATIONAL TEAM STATS

Year	Event	G	min	2PT%	3PT%	FT%	OR	DR	As	St	TO	BS	PPG	Eff
------	-------	---	-----	------	------	-----	----	----	----	----	----	----	-----	-----

- First appearance -

CLUB STATS 2015-16

Season	Club (league or country)	G	min	2PT%	3PT%	FT%	OR	DR	As	St	TO	BS	PPG	Eff
2015/16	Auburn University/USA: NCAA	29	0	31.8	14.3	81.8	0	0	1.8	1.2	2.2	0.3	2.6	/

WANE LALA

DOB: 15/07/1989

Height: 179cm / 5' 10"

Club(s) 2015-16:
US Poinconnet (FRA), NF2

[@LalaNaylaWane](#)

[@lalaaliawane](#)



F

NATIONAL TEAM STATS

Year	Event	G	min	2PT%	3PT%	FT%	OR	DR	As	St	TO	BS	PPG	Eff
------	-------	---	-----	------	------	-----	----	----	----	----	----	----	-----	-----

- First appearance -

DIÉMÉ BINTOU

DOB: 01/02/1984

Height: 167cm / 5' 5"

Club(s) 2015-16:
did not play

[@beemarizy](#)



PG

NATIONAL TEAM STATS

Year	Event	G	min	2PT%	3PT%	FT%	OR	DR	As	St	TO	BS	PPG	Eff
------	-------	---	-----	------	------	-----	----	----	----	----	----	----	-----	-----

- First appearance -

FALL AIDA

DOB: 10/11/1986

Height: 193cm / 6' 3"

Club(s) 2015-16:
Al Le Havre (FRA), NF1



C

NATIONAL TEAM STATS

Year	Event	G	min	2PT%	3PT%	FT%	OR	DR	As	St	TO	BS	PPG	Eff
------	-------	---	-----	------	------	-----	----	----	----	----	----	----	-----	-----

- First appearance -



KOŠARKARSKI SAVEZ REPUBLIKE
BASKETBALL FEDERATION OF SERBIA

SERBIA

kss.rs

@KSSrbije

FIBA RANKING

Women: **14**

Combined: **9**



HEAD COACH

MARINA MALJKOVIĆ

Nationality: Serbia

DOB: 26/09/1981

Coach of NT since: 2011

Club team 2015-16:

Galatasaray (TUR), KBSL

Achievements with NT:

EuroBasket Women 2015 Champion

Assistant Coach:

Dragan Ratkovic & Milos Paden

ROSTER

Name	Pos.	Height (cm. / ft.)	DOB	Club(s)
Radocaj Tamara	PG	170cm / 5' 6"	23/12/1987	UNI Gyor (HUN), A Division
Petrovic Sonja	F	188cm / 6' 2"	18/02/1989	USK Praha (CZE), ZBL
Cado Sasa	SG	178cm / 5' 10"	13/07/1989	Istanbul Universitesi SK (TUR), KBSL
Jovanovic Nevena	SG	179cm / 5' 10"	30/06/1990	Edirne BLD Edirnespor (TUR), KBSL
Milovanovic Jelena	PF	190cm / 6' 2"	28/04/1989	Perfumerias Avenida (ESP), LFB
Butulija Dajana	SG	175cm / 5' 8"	23/02/1986	Union Lyon Basket (FRA), LFB
Stankovic Dragana	C	195cm / 6' 4"	18/01/1995	Hatay BSB (TUR), KBSL
Crvendakic Aleksandra	SF	187cm / 6' 1"	17/03/1996	UNIQA Sopron (HUN), A Division
Dabovic Milica	PG	173cm / 5' 8"	16/02/1982	Galatasaray (TUR), KBSL
Dabovic Ana	SG	183cm / 6' 0"	18/08/1989	Dynamo Moscow (RUS), PBL
Page Danielle	PF	188cm / 6' 2"	14/11/1986	Uniqa Sopron (HUN), A Division
Krnjic Sara	C	193cm / 6' 3"	15/07/1991	Washington Mystics (USA), WNBA
Ajdukovic Tijana	C	197cm / 6' 5"	03/06/1991	Usk Praha (CZE), ZBL

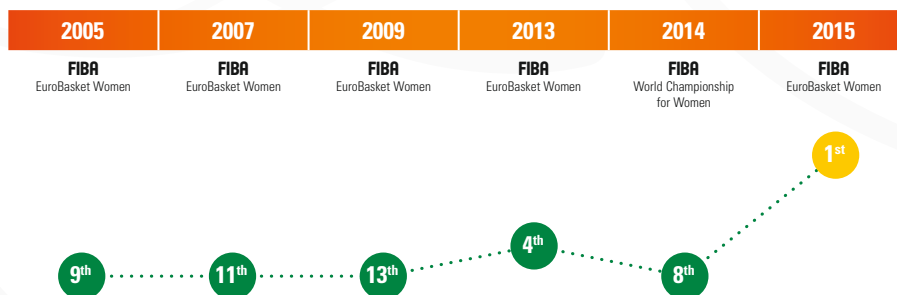
GROUP B



OLYMPIC APPEARANCES

First appearance

NATIONAL TEAM HISTORY SINCE 2005



HOW DID THEY QUALIFY?

EuroBasket Women 2015 Champion

11 Jun. 2015	vs LAT	76-60
13 Jun. 2015	vs CRO	89-72
14 Jun. 2015	vs GBR	76-54
15 Jun. 2015	vs RUS	53-77
18 Jun. 2015	vs SVK	76-74
20 Jun. 2015	vs ESP	80-91
22 Jun. 2015	vs LTU	72-73
24 Jun. 2015	vs TUR	75-63
26 Jun. 2015	vs BLR	74-72
28 Jun. 2015	vs FRA	76-68

ACCUMULATED STATS AT EUROBasket WOMEN 2015

Name	G	Min	2PT%	3PT%	FT%	OR	DR	As	St	To	BS	PPG
T. Radocaj	10	15.7	34.6	30.0	63.2	0.6	0.9	1.5	0.4	1.0	0.0	3.9
S. Petrovic	10	24.7	50.6	33.3	97.2	2.2	3.7	1.4	0.9	1.7	0.6	13.8
S. Cado	6	7.7	0.0	0.0	50.0	0.7	0.5	0.3	0.5	0.3	0.0	0.2
S. Krnjic	7	6.6	28.6	0.0	75.0	0.4	0.3	0.4	0.3	0.1	0.0	1.0
N. Jovanovic	10	20.7	35.7	26.7	90.9	1.0	2.2	1.9	1.1	1.2	0.0	5.4
J. Milovanovic	10	25.3	50.0	33.3	80.8	0.8	2.9	1.0	1.2	1.5	0.7	12.3
D. Butulija	9	19.8	45.5	25.0	75.0	1.3	2.0	1.1	1.0	1.1	0.0	5.7
T. Ajdukovic	10	7.0	40.9	0.0	57.1	0.9	1.4	0.2	0.3	0.6	0.1	2.2
K. Topuzovic	7	9.4	28.6	28.6	75.0	0.4	0.6	0.3	0.4	0.3	0.1	1.9
M. Dabovic	10	23.2	42.9	37.0	87.5	0.7	1.7	2.3	1.6	1.9	0.0	7.4
A. Dabovic	10	26.7	49.4	27.6	94.1	0.7	1.2	3.2	0.8	2.5	0.0	14.8
D. Page	10	23.3	45.5	50.0	80.0	1.3	5.3	1.2	0.6	1.0	1.0	7.7
Team-Coach	10	0.0	0.0	0.0	0.0	2.7	1.4	0.0	0.0	1.1	0.0	0.0
Totals	10	200.2	45.3	30.7	84.7	13.1	23.4	14.4	8.6	14.0	2.5	74.7

PETROVIC SONJA

DOB: 18/02/1989

Height: 188cm / 6' 2"

Club(s) 2015-16:
USK Praha (CZE), ZBL

@sonjapetrovic5



NATIONAL TEAM STATS

Year	Event	G	min	2PT%	3PT%	FT%	OR	DR	As	St	TO	BS	PPG	Eff
2015	Eurobasket Women	10	24.7	50.6	33.3	97.2	2.2	3.7	1.4	1.7	0.9	0.6	13.8	15.4
2009	Eurobasket Women	3	27.0	38.1	40.0	100.0	2.0	2.7	1.3	3.0	1.7	0.3	8.0	7.7
2007	Eurobasket Women	6	20.7	56.0	42.9	60.0	1.3	2.3	1.0	1.7	0.3	0.3	6.7	7.5

CLUB STATS 2015-16

Season	Club (league or country)	G	min	2PT%	3PT%	FT%	OR	DR	As	St	TO	BS	PPG	Eff
2015/16	ZVVZ USK Praha/EuroLeague	9	33.6	44.6	38.5	92.6	2.4	4.7	3.1	2.3	2.2	0.4	16.9	15.8
2015/16	ZVVZ USK Praha/EuroLeague	5	34.8	34.0	33.3	68.4	2.4	6.0	4.6	3.2	2.2	0.8	13.4	12.1

DABOVIC MILICA

DOB: 16/02/1982

Height: 173cm / 5' 8"

Club(s) 2015-16:
Galatasaray (TUR), KBSL

@MILICADABOVIC13

@milicamrvica



NATIONAL TEAM STATS

Year	Event	G	min	2PT%	3PT%	FT%	OR	DR	As	St	TO	BS	PPG	Eff
2015	Eurobasket Women	10	23.2	42.9	37.0	87.5	0.7	1.7	2.3	1.9	1.6	0.0	7.4	7.9
2014	Women's World Championship	7	26.0	38.5	44.4	77.3	1.0	1.7	2.1	2.1	1.9	0.0	11.9	10.1
2013	Eurobasket Women	9	23.9	42.3	23.1	71.4	1.7	1.9	1.8	2.6	1.6	0.0	8.6	6.7
2009	Eurobasket Women	3	16.0	57.1	0.0	75.0	0.0	0.3	0.0	1.0	0.7	0.0	3.7	1.3
2007	Eurobasket Women	6	19.2	42.9	26.7	66.7	0.8	2.3	1.7	3.5	0.8	0.0	8.7	4.8
2005	Eurobasket Women	7	14.4	33.3	28.6	83.3	1.1	0.7	0.6	0.6	2.4	0.0	4.6	5.7

CLUB STATS 2015-16

Season	Club (league or country)	G	min	2PT%	3PT%	FT%	OR	DR	As	St	TO	BS	PPG	Eff
2015/16	Lyon/France: LFB	2	30.0	37.5	0.0	0.0	0.5	1.0	0.5	2.0	3.0	0.0	3.0	-0.3

DABOVIC ANA

DOB: 18/08/1989

Height: 183cm / 6' 0"

Club(s) 2015-16:
Yakin Dogu Universitesi (TUR), TKBL

@Ana_Dabovic

@ana_dabovic_14



NATIONAL TEAM STATS

Year	Event	G	min	2PT%	3PT%	FT%	OR	DR	As	St	TO	BS	PPG	Eff
2015	Eurobasket Women	10	26.7	49.4	27.6	94.1	0.7	1.2	3.2	2.5	0.8	0.0	14.8	11.9
2014	FIBA Women's World Championship	7	27.6	53.3	16.7	86.2	0.6	1.7	2.9	2.6	1.0	0.0	13.6	11.1
2013	Eurobasket Women	8	24.6	44.6	20.0	91.3	0.9	1.0	2.8	2.0	1.5	0.0	10.0	8.5

CLUB STATS 2015-16

Season	Club (league or country)	G	min	2PT%	3PT%	FT%	OR	DR	As	St	TO	BS	PPG	Eff
2015/16	Los Angeles Sparks/USA: WNBA	23	21.7	52.0	33.9	81.3	0.4	1.1	1.7	1.6	0.9	0.0	8.7	6.2
2015/16	Yakin Dogu Universitesi/Turkey: TKBL	2	35.0	36.4	50.0	66.7	1.0	1.5	2.0	1.0	1.5	0.0	10.5	8.3

RADOCAJ TAMARA

DOB: 23/12/1987

Height: 170cm / 5' 6"

Club(s) 2015-16:
Uni Győr (HUN), A Division

@_kosarkasice_srbije



NATIONAL TEAM STATS

Year	Event	G	min	2PT%	3PT%	FT%	OR	DR	As	St	TO	BS	PPG	Eff
2015	Eurobasket Women	10	15.7	34.6	30.0	63.2	0.6	0.9	1.5	1.0	0.4	0.0	3.9	3.2
2014	Women's World Championship	7	22.0	46.5	20.0	81.3	0.7	1.3	2.7	1.6	0.9	0.0	8.0	7.7
2013	Eurobasket Women	9	27.3	44.9	23.5	57.1	1.0	1.8	3.2	2.1	1.4	0.0	7.6	7.4
2009	Eurobasket Women	3	15.3	37.5	66.7	75.0	0.0	1.0	1.3	0.7	0.7	0.0	5.0	5.0
2007	Eurobasket Women	4	6.0	75.0	33.3	50.0	0.0	0.5	0.5	1.3	0.5	0.0	2.8	1.8

CLUB STATS 2015-16

Season	Club (league or country)	G	min	2PT%	3PT%	FT%	OR	DR	As	St	TO	BS	PPG	Eff
2015/16	CMB CARGO UNI GYŐR/HUN: A Div.	17	30.2	43.2	37.7	85.2	0.4	2.8	4.3	2.2	1.5	0.0	14.6	10.3
2015/16	CMB CARGO UNI GYŐR/HUN: A Div.	9	29.0	35.2	26.7	76.5	0.8	2.0	3.1	2.0	1.1	0.0	11.1	5.7
2015/16	Uni Győr/EuroCup	24	31.0	40.0	31.8	83.3	0.7	3.3	3.8	3.0	1.0	0.2	14.8	9.8

CADO SASA

DOB: 13/07/1989

Height: 178cm / 5' 10"

Club(s) 2015-16:
Istanbul Universitesi Sk (TUR), KBSL

@jovana_slavkovic6



NATIONAL TEAM STATS

Year	Event	G	min	2PT%	3PT%	FT%	OR	DR	As	St	TO	BS	PPG	Eff
2015	Eurobasket Women	6	7.7	0.0	0.0	50.0	0.7	0.5	0.3	0.3	0.5	0.0	0.2	0.2
2014	Women's World Championship	6	10.2	0.0	70.0	50.0	0.2	1.5	0.7	0.3	0.7	0.3	3.7	5.5
2013	Eurobasket Women	9	12.1	47.4	30.8	75.0	0.7	0.9	0.1	0.9	0.4	0.0	3.7	2.7

CLUB STATS 2015-16

Season	Club (league or country)	G	min	2PT%	3PT%	FT%	OR	DR	As	St	TO	BS	PPG	Eff
2015/16	Istanbul Universitesi /EuroCup	6	28.5	60.0	57.1	70.6	1.3	2.3	1.8	1.8	1.3	0.0	17.0	15.9
2015/16	Istanbul Universitesi /EuroCup	2	36.0	23.1	46.2	100.0	2.0	5.5	2.0	1.0	1.0	0.5	13.0	13.3



MILOVANOVIC JELENA

DOB: 28/04/1989

Height: 190cm / 6' 2"

Club(s) 2015-16:
Besiktas JK (Tur), TKBL;
Orduspor Sportif
Faaliyetler As (Tur)

@jeymilo9

@jelenamilovanovic9



NATIONAL TEAM STATS

Year	Event	G	min	2PT%	3PT%	FT%	OR	DR	As	St	TO	BS	PPG	Eff
2015	Eurobasket Women	10	25.3	50.0	33.3	80.8	0.8	2.9	1.0	1.5	1.2	0.7	12.3	11.1
2014	Women's World Championship	7	27.0	37.1	29.0	77.8	1.0	3.3	0.9	0.7	0.6	0.4	12.4	8.6
2013	Eurobasket Women	9	27.7	40.8	28.6	75.8	1.2	3.1	1.2	2.1	1.2	0.1	13.7	9.2
2009	Eurobasket Women	3	29.3	29.2	20.0	85.7	0.3	2.3	1.3	1.7	0.7	0.0	7.7	3.3

CLUB STATS 2015-16

Season	Club (league or country)	G	min	2PT%	3PT%	FT%	OR	DR	As	St	TO	BS	PPG	Eff
2015/16	Orduspor/Turkey: TKBL	2	36.5	41.4	28.6	100.0	2.5	5.5	2.5	2.5	1.5	0.5	18.0	16.0
2015/16	Orduspor/EuroCup	6	34.2	60.3	32.1	85.2	1.2	4.3	2.2	2.0	1.0	0.3	20.0	18.1
2015/16	Besiktas JK/EuroCup	4	32.5	58.8	40.0	66.7	2.0	2.5	2.0	1.5	1.0	0.5	19.0	16.0
2015/16	Besiktas JK/EuroCup	8	38.3	42.5	33.3	70.0	0.8	6.0	2.5	2.8	1.0	0.5	14.8	12.2

BUTULIJA DAJANA

DOB: 23/02/1986

Height: 175cm / 5' 8"

Club(s) 2015-16:
Union Lyon Basket
(FRA), LFB

@dajica10



NATIONAL TEAM STATS

Year	Event	G	min	2PT%	3PT%	FT%	OR	DR	As	St	TO	BS	PPG	Eff
2015	Eurobasket Women	9	19.8	45.5	25.0	75.0	1.3	2.0	1.1	1.1	1.0	0.0	5.7	6.3
2014	Women's World Championship	7	18.4	46.7	23.1	87.5	0.7	1.1	1.7	0.9	1.7	0.0	6.3	6.9
2013	Eurobasket Women	9	16.6	33.3	35.0	57.1	0.7	1.4	0.7	1.0	1.2	0.0	4.3	4.0

CLUB STATS 2015-16

Season	Club (league or country)	G	min	2PT%	3PT%	FT%	OR	DR	As	St	TO	BS	PPG	Eff
2015/16	CREF Hola/Spain: ACB	9	23.8	58.1	31.6	68.2	1	2.2	2.6	1.9	2.2	0.3	11.2	/
2015/16	Union Lyon Basket/FRA: LFB	20	28.2	50	32.5	78.9	1	2.9	3.1	1.5	2.8	0.1	12.5	/

KRNJIC SARA

DOB: 15/07/1991

Height: 193cm / 6' 3"

Club(s) 2015-16:
UNIQA Sopron
(HUN), A Division

@saritaq



NATIONAL TEAM STATS

Year	Event	G	min	2PT%	3PT%	FT%	OR	DR	As	St	TO	BS	PPG	Eff
2015	Eurobasket Women	7	6.6	28.6	0.0	75.0	0.4	0.3	0.4	0.1	0.3	0.0	1.0	1.4
2014	Women's World Championship	7	18.9	43.8	0.0	62.5	1.4	3.6	0.7	1.0	0.3	0.3	5.4	7.3
2013	Eurobasket Women	5	12.2	33.3	0.0	80.0	1.4	2.4	0.0	0.6	0.6	0.2	3.2	4.6

CLUB STATS 2015-16

Season	Club (league or country)	G	min	2PT%	3PT%	FT%	OR	DR	As	St	TO	BS	PPG	Eff
2015/16	UNIQA Sopron/Hungary: A Division	17	26.5	55.9	0.0	77.0	2.7	4.5	1.2	1.7	1.7	0.4	13.9	16.2
2015/16	UNIQA Sopron/Hungary: A Division	7	21.3	52.6	0.0	82.4	2.0	2.9	1.3	1.4	1.0	0.0	7.7	9.7
2015/16	UNIQA Sopron/EuroLeague	14	26.8	39.8	0.0	66.0	1.8	4.8	0.8	0.9	1.2	0.4	9.2	9.55

JOVANOVIC NEVENA

DOB: 30/06/1990

Height: 179cm / 5' 10"

Club(s) 2015-16:
Edirne Bld Edirnespor
(TUR), KBSL

@NJovanovic33

@neca_9



NATIONAL TEAM STATS

Year	Event	G	min	2PT%	3PT%	FT%	OR	DR	As	St	TO	BS	PPG	Eff
2015	Eurobasket Women	10	20.7	35.7	26.7	90.9	1.0	2.2	1.9	1.2	1.1	0.0	5.4	6.3
2014	Women's World Championship	7	16.1	35.7	60.0	75.0	0.3	1.3	0.7	0.3	0.9	0.0	4.4	5.3
2013	Eurobasket Women	9	18.2	35.3	45.5	70.0	0.4	2.0	0.2	0.9	0.4	0.0	3.8	3.8

CLUB STATS 2015-16

Season	Club (league or country)	G	min	2PT%	3PT%	FT%	OR	DR	As	St	TO	BS	PPG	Eff
2015/16	Edirne BLD Edirnespor/Turkey: TKBL	2	35.0	33.3	37.5	100.0	0.0	5.0	2.5	2.5	0.5	0.0	11.5	10.3
2015/16	Edirnespor/EuroCup	6	36.5	40.8	16.2	86.4	1.2	6.8	2.5	2.0	0.5	0.0	12.8	10.5
2015/16	Edirnespor/EuroCup	2	34.0	18.2	42.9	100.0	0.5	5.0	3.0	1.5	0.5	0.0	16.0	14.0

PAGE DANIELLE

DOB: 14/11/1986

Height: 188cm / 6' 2"

Club(s) 2015-16:
Tango Bourges Basket
(FRA)

@dpage52

@dpage52



NATIONAL TEAM STATS

Year	Event	G	min	2PT%	3PT%	FT%	OR	DR	As	St	TO	BS	PPG	Eff
2015	Eurobasket Women	10	23.3	45.5	50.0	80.0	1.3	5.3	1.2	1.0	0.6	1.0	7.7	12.3

CLUB STATS 2015-16

Season	Club (league or country)	G	min	2PT%	3PT%	FT%	OR	DR	As	St	TO	BS	PPG	Eff
2015/16	Bourges Basket/EuroCup	6	27.8	45.5	40.0	100.0	0.5	5.5	0.8	1.8	0.5	1.2	9.2	10.8
2015/16	Bourges Basket/EuroLeague	14	28.4	32.8	30.0	73.7	0.6	7.0	1.6	1.5	1.0	1.3	8.5	8.7

STANKOVIC DRAGANA

DOB: 18/01/1995

Height: 195cm / 6' 4"

Club(s) 2015-16:
PEAC-PÉCS (HUN)



C

NATIONAL TEAM STATS

Year	Event	G	min	2PT%	3PT%	FT%	OR	DR	As	St	TO	BS	PPG	Eff
------	-------	---	-----	------	------	-----	----	----	----	----	----	----	-----	-----

- First appearance -

CLUB STATS 2015-16

Season	Club (league or country)	G	min	2PT%	3PT%	FT%	OR	DR	As	St	TO	BS	PPG	Eff
2015/16	PEAC-Pécs/EuroCup	4	23.0	38.2	0.0	87.5	2.0	3.3	1.8	2.0	1.0	1.3	8.3	8.5

CRVENDAKIC ALEKSANDRA

DOB: 17/03/1996

Height: 187cm / 6' 1"

Club(s) 2015-16:
UNIQA Sopron
(HUN), A Division

[@crvendakic11](#)

[@crvendakic11](#)



SF

NATIONAL TEAM STATS

Year	Event	G	min	2PT%	3PT%	FT%	OR	DR	As	St	TO	BS	PPG	Eff
------	-------	---	-----	------	------	-----	----	----	----	----	----	----	-----	-----

- First appearance at Senior level -

CLUB STATS 2015-16

Season	Club (league or country)	G	min	2PT%	3PT%	FT%	OR	DR	As	St	TO	BS	PPG	Eff
2015/16	Uniqa Sopron/EuroLeague	13	21.9	49.0	36.2	78.6	1.2	3.1	0.7	1.9	0.7	0.1	10.2	9.2

AJDUKOVIC TIJANA

DOB: 03/06/1991

Height: 197cm / 6' 5"

Club(s) 2015-16:
USK Praha (CZE), ZBL



C

NATIONAL TEAM STATS

Year	Event	G	min	2PT%	3PT%	FT%	OR	DR	As	St	TO	BS	PPG	Eff
------	-------	---	-----	------	------	-----	----	----	----	----	----	----	-----	-----

2015	Eurobasket Women	10	7.0	40.9	0.0	57.1	0.9	1.4	0.2	0.6	0.3	0.1	2.2	2.9
2014	Women's World Championship	7	20.0	57.6	0.0	60.0	1.6	2.9	0.6	0.7	0.6	0.9	6.3	9.4

CLUB STATS 2015-16

Season	Club (league or country)	G	min	2PT%	3PT%	FT%	OR	DR	As	St	TO	BS	PPG	Eff
2015/16	ZVVZ USK Praha/EuroLeague	5	5.6	37.5	0.0	50.0	0.0	0.8	0.4	1.2	0.0	0.2	1.4	0.9
2015/16	ZVVZ USK Praha/EuroLeague	1	4.0	0.0	0.0	0.0	0.0	0.0	1.0	1.0	1.0	0.0	0.0	1.0



CHINA

FIBA RANKING

Women: **8**

Combined: **12**



HEAD COACH

THOMAS MAHER

Nationality: Australia

DOB: 04/09/1952

Coach of NT since: 2006-2008; 2013-

Club team 2015-16: -

Achievements with NT: 4th place at Beijing 2008 Olympic Games, 6th place at FIBA Women's World Championship, Runner up at FIBA Asia Women's Championship

Assistant Coach:

Li Min Xu & Michelle Timms

ROSTER

Name	Pos.	Height (cm. / ft.)	DOB	Club(s)
Chen Nan	C	195cm / 6' 4"	08/01/1983	Bayi Kylins (CHN), WCBA
Chen Xiaojia	G	182cm / 5' 11"	02/04/1988	Jiangsu Phoenix (CHN), WCBA
Gao Song	PF	190cm / 6' 2"	16/04/1992	Beijing Great Wall (CHN), WCBA
Huang Hongpin	C	195cm / 6' 4"	23/04/1989	Shanxi Xing Rui Flame (CHN), WCBA
Huang Sijing	PF	190cm / 6' 2"	08/01/1996	Guangdong Dolphins (CHN), WCBA
Li Shanshan	PG	178cm / 5' 10"	03/03/1987	Jiangsu Phoenix (CHN), WCBA
Lu Wen	SF	188cm / 6' 2"	26/02/1990	Bayi Kylins (CHN), WCBA
Shao Ting	SF	184cm / 6' 0"	10/12/1989	Beijing Great Wall (CHN), WCBA
Sun Mengxin	F	190cm / 6' 2"	08/04/1993	Bayi Kylins (CHN), WCBA
Sun Mengran	C	195cm / 6' 4"	16/07/1992	Bayi Kylins (CHN), WCBA
Wu Di	G	182cm / 5' 11"	27/10/1993	Henan Yichuan (CHN), WCBA
Zhao Zhifang	G	168cm / 5' 6"	11/08/1994	Tianjin University (CHN)

GROUP B



OLYMPIC APPEARANCES

1984 (Los Angeles)
1988 (Seoul)
1992 (Barcelona)
1996 (Atlanta)

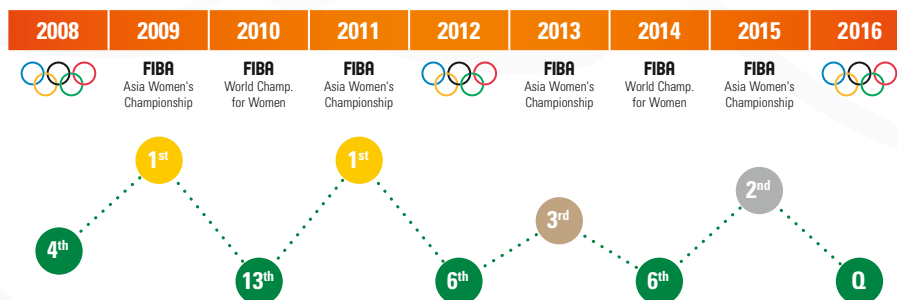
MEDAL COUNT



2004 (Athens)
2008 (Beijing)
2012 (London)

BEST RESULTS
2nd (1992)

NATIONAL TEAM HISTORY SINCE 2008



HOW DID THEY QUALIFY?

Quarter-Finalist at FIBA Women's Olympic Qualifying Tournament 2016

13 Jun. 2016	vs VEN	77-59
14 Jun. 2016	vs ESP	43-77
17 Jun. 2016	vs BLR	84-70

ACCUMULATED STATS AT WOMEN'S QUALIFYING TOURNAMENT NANTES 2016

Name	G	Min	2PT%	3PT%	FT%	OR	DR	As	St	To	BS	PPG
Z. Zhao	3	15.3	25.0	0.0	50.0	0.7	3.0	4.3	1.0	2.0	0.0	1.0
X. Chen	3	25.0	45.5	27.3	0.0	0.7	1.7	3.7	1.0	3.0	0.3	6.3
T. Shao	3	23.0	52.0	66.7	90.0	1.0	1.7	2.0	0.7	2.0	0.0	13.7
D. Wu	3	12.3	30.0	0.0	0.0	0.7	1.7	1.0	0.7	1.0	0.0	2.0
M. Sun	3	19.0	62.5	50.0	50.0	0.3	2.7	2.3	0.3	0.7	0.7	8.7
W. Lu	3	24.0	28.6	0.0	100.0	1.0	3.3	3.3	1.3	2.3	0.3	2.7
S. Huang	3	11.7	35.7	0.0	80.0	0.0	1.7	0.7	1.3	1.7	0.3	4.7
S. Gao	3	13.3	35.7	50.0	100.0	1.0	2.7	0.3	0.3	0.7	0.3	4.7
M. Sun	3	18.3	55.6	12.5	70.0	1.3	2.3	1.0	0.3	0.0	0.0	10.0
H. Huang	3	22.7	41.2	0.0	100.0	1.0	3.7	1.3	0.7	2.0	1.0	6.7
N. Chen	3	15.3	47.8	0.0	100.0	0.7	3.7	0.3	0.0	1.0	0.0	7.7
Team-Coach	3	0.0	0.0	0.0	0.0	3.7	2.3	0.0	0.0	0.7	0.0	0.0
Totals	3	200.0	44.4	28.6	79.1	12.0	30.3	20.3	7.7	17.0	3.0	68.0

CHEN NAN

DOB: 08/01/1983

Height: 195 cm / 6' 4"

Club(s) 2015-16:
did not play

@女篮陈楠



C

NATIONAL TEAM STATS

Year	Event	G	min	2PT%	3PT%	FT%	OR	DR	As	St	TO	BS	PPG	Eff
2016	Women's Qualifying Tournament	3	15.3	47.8	0.0	100.0	0.7	3.7	0.3	1.0	0.0	0.0	7.7	7.3
2013	Asia Women's Champ.	7	20.7	46.3	0.0	86.7	0.9	3.3	1.0	1.1	0.4	0.0	5.5	0.0
2012	Olympic Games: Tourn. for Women	6	26.5	48.3	0.0	83.3	1.5	5.2	0.8	2.5	0.7	0.0	0.5	-0.2
2011	Asia Women's Champ.	6	28.7	60.0	0.0	86.7	2.3	5.8	1.2	0.7	0.0	0.6	12.7	11.1
2010	Women's World Championship	5	30.2	44.6	100	95.2	2.4	4.8	0.6	1.6	2.4	1.2	14.6	16.4
2009	Asia Women's Champ.	7	20.6	58.4	0.0	66.7	1.7	5.3	1.0	1.9	0.4	0.3	15.7	13.7
2008	Olympic Games: Tourn. Women	8	27.9	51.6	0.0	74.2	2.1	5.4	0.9	2.0	1.3	1.0	18.3	22.7
2006	Women's World Championship	8	32.6	46.5	0	82.5	2.9	5	0.9	1.1	3.1	0.5	17.4	16.8
2004	Olympic Games: Tourn. for Women	6	20.8	52.3	0.0	80.8	2.7	2.7	0.3	2.5	1.2	1.0	13.4	16.1

CHEN XIAOJIA

DOB: 02/04/1988

Height: 182 cm / 5' 11"

Club(s) 2015-16:
Jiangsu Phoenix
(CHN), WCBA

@萌萌哒BBD



G

NATIONAL TEAM STATS

Year	Event	G	min	2PT%	3PT%	FT%	OR	DR	As	St	TO	BS	PPG	Eff
2016	Women's Qualifying Tournament	3	25.0	45.5	27.3	0.0	0.7	1.7	3.7	3.0	1.0	0.3	6.3	6.0
2015	Asia Women's Champ.	7	22.3	36.7	41.4	45.5	1.1	3.1	2.1	1.9	1.1	0.0	3.7	1.7
2014	Women's World Championship	7	22.9	46.2	29.2	33.3	0.9	3.1	2.9	0.6	2.7	0	6.6	6.6
2013	Asia Women's Champ.	7	23.7	28.0	18.8	60.0	0.3	2.1	1.6	0.7	1.1	0.0	5.5	2.5
2010	Women's World Championship	4	8	42.9	0	33.3	0.3	1.3	0.3	0.3	1	0	1.8	1
2009	Asia Women's Champ.	4	12.8	85.7	14.3	0.0	0.5	1.3	1.8	2.0	0.5	0.0	9.0	8.7

CLUB STATS 2015-16

Season	Club (league or country)	G	min	2PT%	3PT%	FT%	OR	DR	As	St	TO	BS	PPG	Eff
2015/16	Jiangsu Phoenix/CHN: WCBA	34	/	48.4	40.4	88.5	1.1	3	3.1	1.4	1.6	0.1	14.4	/

SUN MENGXIN

DOB: 08/04/1993

Height: 190 cm / 6' 2"

Club(s) 2015-16:
Bayi Kylins (CHN), WCBA

@孙梦昕smx



F

NATIONAL TEAM STATS

Year	Event	G	min	2PT%	3PT%	FT%	OR	DR	As	St	TO	BS	PPG	Eff
2016	Women's Qualifying Tournament	3	19.0	62.5	50.0	50.0	0.3	2.7	2.3	0.7	0.3	0.7	8.7	11.3

CLUB STATS 2015-16

Season	Club (league or country)	G	min	2PT%	3PT%	FT%	OR	DR	As	St	TO	BS	PPG	Eff
2015/16	Bayi Kylins/CHN: WCBA	36	/	57.7	41.3	78.8	1.1	3.6	2.1	1.9	2.6	0.3	15.1	/

SUN MENGREN

DOB: 16/07/1992

Height: 195 cm / 6' 4"

Club(s) 2015-16:
Bayi Kylins (CHN), WCBA

@孙梦然21



C

NATIONAL TEAM STATS

Year	Event	G	min	2PT%	3PT%	FT%	OR	DR	As	St	TO	BS	PPG	Eff
2016	Women's Qualifying Tournament	3	18.3	55.6	12.5	70.0	1.3	2.3	1.0	0.0	0.3	0.0	10.0	9.0
2015	Asia Women's Champ.	7	21.3	41.9	42.9	33.3	1.9	5.1	2.1	2.3	1.0	0.7	8.0	11.3
2014	Women's World Championship	7	17	44.1	38.5	75	1.1	1.6	0.9	0.3	1	0.1	7.3	6.1
2013	Asia Women's Champ.	7	14.4	55.9	0.0	66.7	0.9	1.6	1.4	1.3	1.0	0.1	6.3	7.3

CLUB STATS 2015-16

Season	Club (league or country)	G	min	2PT%	3PT%	FT%	OR	DR	As	St	TO	BS	PPG	Eff
2015/16	Bayi Kylins/CHN: WCBA	35	/	57.2	28.9	62.1	2	4.7	2.1	1.1	2.7	0.4	15.6	/

GAO SONG

DOB: 16/04/1992

Height: 190 cm / 6' 2"

Club(s) 2015-16:
Beijing Great Wall
(CHN), WCBA

@高颂Song



PF

NATIONAL TEAM STATS

Year	Event	G	min	2PT%	3PT%	FT%	OR	DR	As	St	TO	BS	PPG	Eff
2016	Women's Qualifying Tournament	3	13.3	35.7	50.0	100.0	1.0	2.7	0.3	0.7	0.3	0.3	4.7	5.3
2015	Asia Women's Champ.	7	19.0	57.1	25.0	100.0	2.0	4.4	0.9	1.3	0.3	1.0	9.9	11.0
2014	Women's World Championship	7	21.4	42	33.3	71.4	1.9	3.1	1.1	0.4	1.4	0.3	7.6	8
2013	Asia Women's Champ.	7	22.9	64.1	16.7	68.8	2.4	4.1	1.1	1.9	0.6	0.0	1.1	-0.4
2012	Olympic Games: Tourn. for Women	6	26.3	48.8	42.9	55.6	1.8	3.5	2.0	2.0	0.5	0.1	10.7	12.9
2011	Asia Women's Champ.	7	17.1	36.4	60.0	66.7	1.9	2.6	0.4	0.9	0.0	0.0	13.7	15.4

CLUB STATS 2015-16

Season	Club (league or country)	G	min	2PT%	3PT%	FT%	OR	DR	As	St	TO	BS	PPG	Eff
2015/16	Beijing Great Wall/CHN: WCBA	44	/	54	34.8	83.6	1.3	3.1	1.3	1	1.5	0.2	11.8	/



LI SHANSHAN

DOB: 03/03/1987

Height: 0 cm / 0' 0"

Club(s) 2015-16:
Jiangsu Phoenix
(CHN), WCBA

@李珊珊-LSS



PG

NATIONAL TEAM STATS

Year	Event	G	min	2PT%	3PT%	FT%	OR	DR	As	St	TO	BS	PPG	Eff
2012	Olympic Games: Tour. for Women	6	13.8	50.0	14.3	75.0	0.2	1.0	1.2	1.3	1.0	0.1	4.9	4.9

CLUB STATS 2015-16

Season	Club (league or country)	G	min	2PT%	3PT%	FT%	OR	DR	As	St	TO	BS	PPG	Eff
2015/16	Jiangsu Phoenix/CHN: WCBA	34	/	51.1	39.4	77.5	0.7	2	1.6	1.6	0.9	0.1	13.4	/

LU WEN

DOB: 26/02/1990

Height: 188 cm / 6' 2"

Club(s) 2015-16:
Bayi Kylins (CHN), WCBA

@我就要改名



SF

NATIONAL TEAM STATS

Year	Event	G	min	2PT%	3PT%	FT%	OR	DR	As	St	TO	BS	PPG	Eff
2016	Women's Qualifying Tournament	3	24.0	28.6	0.0	100.0	1.0	3.3	3.3	2.3	1.3	0.3	2.7	7.0
2015	Asia Women's Champ.	7	22.3	32.4	46.2	78.6	0.9	3.7	1.7	1.7	0.6	0.1	1.0	0.0
2014	Women's World Championship	7	27.6	36.1	21.4	68	1.7	3.9	1.4	1.1	2.3	0.1	7.4	7.4
2013	Asia Women's Champ.	7	23.4	50.0	38.5	75.9	0.7	2.1	1.3	0.6	1.0	0.0	6.7	4.4

CLUB STATS 2015-16

Season	Club (league or country)	G	min	2PT%	3PT%	FT%	OR	DR	As	St	TO	BS	PPG	Eff
2015/16	Bayi Kylins/CHN: WCBA	34	/	50	26.7	72.2	1.7	5	3.1	1.1	2.1	0.2	13.2	/

SHAO TING

DOB: 10/12/1989

Height: 184 cm / 6' 0"

Club(s) 2015-16:
Beijing Great Wall
(CHN), WCBA

@邵婷WCBA



SF

NATIONAL TEAM STATS

Year	Event	G	min	2PT%	3PT%	FT%	OR	DR	As	St	TO	BS	PPG	Eff
2016	Women's Qualifying Tournament	3	23.0	52.0	66.7	90.0	1.0	1.7	2.0	2.0	0.7	0.0	13.7	12.3
2015	Asia Women's Champ.	7	26.3	51.7	37.5	50.0	1.6	2.4	1.9	1.6	1.7	0.1	6.3	7.3
2014	Women's World Championship	7	20.7	58.8	40	53.8	2	1.1	1	1	2	0.3	12.3	10.1

CLUB STATS 2015-16

Season	Club (league or country)	G	min	2PT%	3PT%	FT%	OR	DR	As	St	TO	BS	PPG	Eff
2015/16	Beijing Great Wall/CHN: WCBA	37	/	52.6	29.5	62.6	1.4	1.8	2.7	1.9	2	0.1	13.6	/

WU DI

DOB: 27/10/1993

Height: 182 cm / 5' 11"

Club(s) 2015-16:
Tianjin (CHN)

@吴迪si东北滴



G

NATIONAL TEAM STATS

Year	Event	G	min	2PT%	3PT%	FT%	OR	DR	As	St	TO	BS	PPG	Eff
2016	Women's Qualifying Tournament	3	12.3	30.0	0.0	0.0	0.7	1.7	1.0	1.0	0.7	0.0	2.0	1.0
2015	Asia Women's Champ.	6	9.3	38.1	50.0	80.0	0.5	1.0	1.2	0.5	0.2	0.3	6.9	9.1

ZHAO ZHIFANG

DOB: 11/08/1994

Height: 168cm / 5' 6"

Club(s) 2015-16:
Tianjin (CHN)

@赵志芳or豆豆



G

NATIONAL TEAM STATS

Year	Event	G	min	2PT%	3PT%	FT%	OR	DR	As	St	TO	BS	PPG	Eff
2016	Women's Qualifying Tournament	3	15.3	25.0	0.0	50.0	0.7	3.0	4.3	2.0	1.0	0.0	1.0	6.3

HUANG HONGPIN

DOB: 23/04/1989

Height: 195 cm / 6' 4"

Club(s) 2015-16:
Shanxi Xing Rui Flame
(CHN), WCBA

 @饼干真人



NATIONAL TEAM STATS

Year	Event	G	min	2PT%	3PT%	FT%	OR	DR	As	St	TO	BS	PPG	Eff
2016	Women's Qualifying Tournament	3	22.7	41.2	0.0	100.0	1.0	3.7	1.3	2.0	0.7	1.0	6.7	9.0
2015	Asia Women's Champ.	7	22.3	48.1	0.0	53.8	2.0	2.9	2.0	1.9	0.1	0.0	3.7	3.4
2014	Women's World Championship	7	27.1	32.6	0	36.4	1.6	3.3	1.1	0.7	0.4	0.9	4.9	6.6
2013	Asia Women's Champ.	7	12.9	56.0	0.0	60.0	0.4	1.4	1.0	0.3	0.3	0.3	3.8	4.3
2010	Women's World Championship	2	3	0	0	0	0	0.5	0	0	0	0	0	0
2009	Asia Women's Champ.	5	13.4	58.3	0.0	100.0	1.2	2.2	0.2	0.8	0.4	0.6	8.1	9.1

CLUB STATS 2015-16

Season	Club (league or country)	G	min	2PT%	3PT%	FT%	OR	DR	As	St	TO	BS	PPG	Eff
2015/16	Shanxi Xing Rui Flame/CHN: WCBA	37	/	47.7	44.4	60.9	2.5	4.1	1.3	0.9	1.5	0.8	9.2	/

HUANG SIJING

DOB: 190cm / 6' 3"

Height: 08/01/1996

Club(s) 2015-16:
Guangdong Dolphins
(CHN), WCBA

 @huang_sijing

 @蜡笔大静



NATIONAL TEAM STATS

Year	Event	G	min	2PT%	3PT%	FT%	OR	DR	As	St	TO	BS	PPG	Eff
2016	Women's Qualifying Tournament	3	11.7	35.7	0.0	80.0	0.0	1.7	0.7	1.7	1.3	0.3	4.7	3.3
2013	Asia Women's Champ.	7	12.6	28.6	25.0	88.9	0.3	0.3	0.7	1.1	0.4	0.0	6.1	6.1

CLUB STATS 2015-16

Season	Club (league or country)	G	min	2PT%	3PT%	FT%	OR	DR	As	St	TO	BS	PPG	Eff
2015/16	Guangdong Dolphins/CHN: WCBA	34	/	51.2	25.7	80	2.5	4.9	2.1	1.8	1.9	0.8	16.5	/

REFEREES

Ahmed **AL BULUSHI**

Flag of: OMA
Age: 41
FIBA referee for: 13 years

Steven **ANDERSON**

Flag of: USA
Age: 34
FIBA referee for: 5 years

Scott Paul **BEKER**

Flag of: AUS
Age: 41
FIBA referee for: 10 years

Ilija **BELOSEVIC**

Flag of: SRB
Age: 44
FIBA referee for: 18 years

Chahinaz **BOUSSETTA**

Flag of: MAR
Age: 47
FIBA referee for: 19 years

Christos **CHRISTODOULOU**

Flag of: GRE
Age: 50
FIBA referee for: 16 years

Natalia **CUELLO CUELLO**

Flag of: DOM
Age: 36
FIBA referee for: 7 years

Zhu **DUAN**

Flag of: CHN
Age: 41
FIBA referee for: 9 years

Juan Carlos **GONZALEZ**

Flag of: ESP
Age: 46
FIBA referee for: 11 years

Intae **HWANG**

Flag of: KOR
Age: 36
FIBA referee for: 8 years

Damir **JAVOR**

Flag of: SLO
Age: 42
FIBA referee for: 10 years

Carlos **JULIO**

Flag of: ANG
Age: 44
FIBA referee for: 19 years

Karen **LASUIK**

Flag of: CAN
Age: 50
FIBA referee for: 16 years

Olegs **LATISEVS**

Flag of: LAT
Age: 36
FIBA referee for: 13 years

Leandro **LEZCANO**

Flag of: ARG
Age: 33
FIBA referee for: 4 years

Guilherme **LOCATELLI**

Flag of: BRA
Age: 34
FIBA referee for: 6 years

Robert **LOTTERMOSER**

Flag of: GER
Age: 40
FIBA referee for: 12 years

Cristiano **MARANHO**

Flag of: BRA
Age: 42
FIBA referee for: 18 years

Vaughan **MAYBERRY**

Flag of: AUS
Age: 44
FIBA referee for: 16 years

Anne **PANTHER**

Flag of: GER
Age: 34
FIBA referee for: 4 years

Ferdinand **PASCUAL**

Flag of: PHI
Age: 45
FIBA referee for: 13 years

Piotr **PASTUSIAK**

Flag of: POL
Age: 40
FIBA referee for: 6 years

Carlos **PERUGA**

Flag of: ESP
Age: 39
FIBA referee for: 4 years

Sreten **RADOVIC**

Flag of: CRO
Age: 48
FIBA referee for: 15 years

José **REYES**

Flag of: MEX
Age: 44
FIBA referee for: 21 years

Borys **RYZHYK**

Flag of: UKR
Age: 39
FIBA referee for: 18 years

Stephen **SEIBEL**

Flag of: CAN
Age: 45
FIBA referee for: 11 years

Roberto **VAZQUEZ**

Flag of: PUR
Age: 41
FIBA referee for: 13 years

Eddie **VIATOR**

Flag of: FRA
Age: 44
FIBA referee for: 13 years

Nadege **Anaize ZOUZOU**

Flag of: CIV
Age: 23
FIBA referee for: 6 years

AFROBASKET WOMEN 2015

FINAL STANDING

Team	W-L
1. Senegal	6-2
2. Cameroon	7-1
3. Nigeria	6-2
4. Angola	5-3
5. Mali	6-2
6. Mozambique	4-4
7. Gabon	3-5
8. Egypt	3-5
9. Guinea	3-4
10. Uganda	2-5
11. Algeria	1-6
12. South Africa	0-7

GROUP PHASE

GROUP A

Gabon b. Uganda	70-39
South Africa b. Mali	27-69
Cameroon b. Mozambique	68-54
Mozambique b. Uganda	73-50
South Africa b. Gabon	42-71
Cameroon b. Mali	44-43
Mozambique b. South Africa	86-43
Uganda b. Cameroon	34-86
Mali b. Gabon	71-63
Uganda b. South Africa	55-43
Mali b. Mozambique	57-52
Cameroon b. Gabon	67-56
Uganda b. Mali	55-73
South Africa b. Cameroon	51-78
Gabon b. Mozambique	49-79

Team	W-L
1. Cameroon	5-0
2. Mali	4-1
3. Mozambique	3-2
4. Gabon	2-3
5. Uganda	1-4
6. South Africa	0-5

GROUP B

Egypt b. Algeria	96-55
Angola b. Senegal	50-46
Guinea b. Egypt	73-81
Senegal b. Algeria	70-62
Angola b. Nigeria	57-51
Nigeria b. Egypt	97-68
Senegal b. Guinea	102-44
Algeria b. Angola	53-71
Guinea b. Nigeria	47-100
Algeria b. Guinea	66-67
Angola b. Egypt	52-53
Nigeria b. Senegal	75-64
Egypt b. Senegal	72-84
Algeria b. Nigeria	49-79
Guinea b. Angola	47-89

Team	W-L
1. Angola	4-1
2. Nigeria	4-1
3. Senegal	3-2
4. Egypt	3-2
5. Guinea	1-4
6. Algeria	0-5

QUARTER FINAL

Mozambique b. Nigeria	66-71
Senegal b. Mali	57-38
Egypt b. Cameroon	54-76
Gabon b. Angola	44-57

CLASSIFICATION 9-12

Algeria b. Uganda	73-75
South Africa b. Guinea	57-61

CLASSIFICATION 5-8

Egypt b. Mozambique	76-99
Gabon b. Mali	52-71

CLASSIFICATION 11-12

Algeria b. South Africa	87-49
-------------------------	-------

CLASSIFICATION 9-10

Uganda b. Guinea	52-53
------------------	-------

SEMI-FINALS

Cameroon b. Nigeria	71-70
Angola b. Senegal	54-56

CLASSIFICATION 7-8

Egypt b. Gabon	67-71
----------------	-------

CLASSIFICATION 5-6

Mozambique b. Mali	68-69
--------------------	-------

3rd PLACE GAME

Nigeria b. Angola	65-55
-------------------	-------

FINAL

Cameroon b. Senegal	66-81
---------------------	-------

TOP STATS

POINTS

Player Name		Pts
1. Geraldine Robert Yema	GAB	20.4
2. Deolinda Carmen Ngulela	MOZ	16.4
3. Grace Mbaikoua	GAB	16.0
4. Ramses Lonlack	CMR	15.5
5. Lina Mahsas	ALG	15.3
6. Astou Traore	SEN	15.1
7. Nadia Peruch Niang	GUI	14.2
8. Mariama Djiba Touré	GUI	14.0
9. Adaora Nnenna Elonu	NGR	13.8
10. Takalani Mfamadi	RSA	13.5
11. Menatalla Awad	EGY	13.1
11. Aya Traore	SEN	13.1
13. Reem Osama	EGY	12.8
14. Nadir Manuel	ANG	12.6
15. Odélia Mafanela	MOZ	12.3
16. Sarah Nemmouchi	ALG	12.3
17. Kankou Coulibaly	MLI	12.0
18. Raneem Elgedawy	EGY	11.9
19. Proscovia Peace	UGA	11.3
20. Ingvild Mucauro	MOZ	10.5
21. Moreen Amoding	UGA	10.0
22. Naignouma Coulibaly	MLI	9.9
23. Joyce Eziaku Ekworomadu	NGR	9.6
24. Soraia Deghady	EGY	9.4
25. Deolinda Gimo	MOZ	9.1

REBOUNDS

Player Name		Pts
1. Proscovia Peace	UGA	12.7
2. Geraldine Robert Yema	GAB	12.5
3. Ndidi Madu	NGR	9.5
4. Naignouma Coulibaly	MLI	9.1
5. Muhayimina Namuwaya	UGA	9.0
6. Nadir Manuel	ANG	8.8
7. Amina Njonkou	CMR	8.6
8. Maimouna Diarra	SEN	8.5
9. Raneem Elgedawy	EGY	8.1
10. Sophy Ngobeni	RSA	7.4
11. Odélia Mafanela	MOZ	7.3
12. Martha Soigi	UGA	7.0
13. Priscilla Chioma Udeaja	NGR	6.8
13. Menatalla Awad	EGY	6.8
15. Ramata Diakite	MLI	6.4
16. Fatma Aly	EGY	6.0
17. Takalani Mfamadi	RSA	6.0
18. Aya Traore	SEN	5.9
19. Mame Marie Sy	SEN	5.6
20. Ingvild Mucauro	MOZ	5.4
20. Deolinda Gimo	MOZ	5.4

ASSISTS

Player Name		Pts
1. Deolinda Carmen Ngulela	MOZ	4.9
2. Geraldine Robert Yema	GAB	4.6
3. Fatou Dieng	SEN	4.4
4. Sarah Chika Ogoke	NGR	4.0
5. Priscilla Mbiandja	CMR	3.9
6. Sarah Nemmouchi	ALG	3.7
7. Sara Masoud	EGY	3.5
8. Ramses Lonlack	CMR	3.1
9. Joyce Eziaku Ekworomadu	NGR	3.0
10. Khady Mbaye	GUI	3.0
11. Mame Marie Sy	SEN	2.9
12. Flavia Oketcho	UGA	2.9
13. Isabel Francisco	ANG	2.8
14. Lina Mahsas	ALG	2.7
15. Ingvild Mucauro	MOZ	2.6
16. Fortunate Bosega	RSA	2.6
17. Fatoumata Bagayoko	MLI	2.5
17. Soraia Deghady	EGY	2.5
17. Fineza Eusébio	ANG	2.5
20. Ellen Moutlwatse	RSA	2.4
20. Meiya Tirera	MLI	2.4

STEALS

Player Name		Pts
1. Ingvild Mucauro	MOZ	4.1
2. Geraldine Robert Yema	GAB	3.9
3. Mariama Djiba Touré	GUI	2.8
4. Ramses Lonlack	CMR	2.5
4. Grace Mbaikoua	GAB	2.5
6. Deolinda Carmen Ngulela	MOZ	2.4
7. Odélia Mafanela	MOZ	2.1
7. Miesha Alexandria Blackshear	CMR	2.1
9. Audrey Obone N'ngang	GAB	2.0
9. Sophy Ngobeni	RSA	2.0

BLOCKS

Player Name		Pts
1. Nadir Manuel	ANG	1.9
2. Sophy Ngobeni	RSA	1.7
3. Maimouna Diarra	SEN	1.4
4. Geraldine Robert Yema	GAB	1.1
4. Oumou Kalsoum Toure	SEN	1.1
4. Béatrice Bofia	CMR	1.1

TURNOVERS

Player Name		Pts
1. Geraldine Robert Yema	GAB	6.1
2. Ellen Moutlwatse	RSA	5.4
3. Deolinda Carmen Ngulela	MOZ	4.8
4. Flavia Oketcho	UGA	4.7
5. Muhayimina Namuwaya	UGA	4.6
6. Fortunate Bosega	RSA	4.3
7. Grace Mbaikoua	GAB	4.0
8. Moreen Amoding	UGA	4.0
9. Khady Mbaye	GUI	4.0
10. Mariama Djiba Touré	GUI	4.0

FREE-THROW PERCENTAGE

Player Name		Pts
1. Filomena Chefe Micato	MOZ	100.0%
2. Valerdina Manhonga	MOZ	100.0%
3. Oumoul Khairy Thiam	SEN	100.0%
4. Nesrine Taibi	ALG	100.0%
5. Nkem Uwa Akaraiwe	NGR	100.0%
6. Fatoumata Bagayoko	MLI	100.0%
7. Diana Leo Gandega	MLI	100.0%
8. Soulef Necib	ALG	100.0%
9. Helen Kehinde Ogunjimi	NGR	100.0%
10. Iliana Sheila Alexandre Ventura	MOZ	100.0%

TWO-POINT PERCENTAGE

Player Name		Pts
1. Naignouma Coulibaly	MLI	58.9%
2. Ingvild Mucauro	MOZ	55.8%
3. Astou Traore	SEN	54.5%
4. Grace Mbaikoua	GAB	53.9%
5. Nadir Manuel	ANG	53.3%
6. Mame Marie Sy	SEN	52.9%
7. Geraldine Robert Yema	GAB	50.5%
8. Reem Osama	EGY	50.0%
9. Takalani Mfamadi	RSA	47.8%
10. Adaora Nnenna Elonu	NGR	47.6%

THREE-POINT PERCENTAGE

Player Name		Pts
1. Ramses Lonlack	CMR	50.0%
2. Helen Kehinde Ogunjimi	NGR	48.6%
3. Fatou Dieng	SEN	36.8%
4. Iliana Sheila Alexandre Ventura	MOZ	35.0%
4. Aya Traore	SEN	35.0%
6. Flavia Oketcho	UGA	33.3%
7. Kankou Coulibaly	MLI	33.3%
8. Deolinda Carmen Ngulela	MOZ	32.3%
9. Sónia Guadalupe	ANG	32.3%
10. Artémis Afonso	ANG	30.0%

2015 FIBA AMERICAS WOMEN'S CHAMPIONSHIP

FINAL STANDING

Team	W-L
1. Canada	6-0
2. Cuba	4-2
3. Argentina	5-1
4. Brazil	3-3
5. Venezuela	3-2
6. Puerto Rico	2-3
7. Ecuador	1-3
8. Chile	1-3
9. Virgin Islands	0-4
10. Dominican Republic	0-4

PRELIMINARY ROUND

GROUP A

Chile b. Dominican Republic	88-56
Canada b. Puerto Rico	94-57
Canada b. Chile	93-36
Cuba b. Dominican Republic	83-44
Puerto Rico b. Cuba	58-65
Dominican Republic b. Canada	36-111
Chile b. Cuba	61-88
Dominican Republic b. Puerto Rico	56-64
Puerto Rico b. Chile	92-66
Cuba b. Canada	43-92

Team	W-L
1. Canada	4-0
2. Cuba	3-1
3. Puerto Rico	2-2
4. Chile	1-3
5. Dominican Republic	0-4

GROUP B

Ecuador b. Virgin Islands	72-48
Brazil b. Venezuela	86-71
Ecuador b. Argentina	35-70
Virgin Islands b. Venezuela	62-69
Argentina b. Virgin Islands	75-51
Brazil b. Ecuador	76-45
Venezuela b. Argentina	55-71
Virgin Islands b. Brazil	58-72
Venezuela b. Ecuador	55-48
Argentina b. Brazil	73-69

Team	W-L
1. Argentina	4-0
2. Brazil	3-1
3. Venezuela	2-2
4. Ecuador	1-3
5. Virgin Islands	0-4

SEMIFINALS ROUND

Argentina b. Cuba	79-89
Canada b. Brazil	83-66

FINAL ROUND

Brazil b. Argentina	59-66
Canada b. Cuba	82-66

CLASSIFICATION 5-6

Puerto Rico b. Venezuela	56-65
--------------------------	-------

TOP STATS

POINTS

Player Name	Pts
1. Yamara Amargo	CUB 15.7
2. Iziane Castro Marques	BRA 14.8
3. Roselis Silva	VEN 14.0
4. Natalie Day	ISV 13.5
4. Genesis Evangelista	DOM 13.5
6. Vanessa Leeper-Jones	CHI 13.3
7. Kia Nurse	CAN 13.0
8. Jennifer O'neil	PUR 12.8
9. Nadia Colhado	BRA 12.7
10. Clenia Noblet	CUB 12.5
11. Victoria Hamilton	ISV 12.0
11. Brittney Matthew	ISV 12.0
13. Leidys Oquendo	CUB 11.7
14. Gisela Vega	ARG 11.5
15. Cleyder Blanco	VEN 11.0
16. Sendy Basaez	CHI 10.8
17. Miranda Ayim	CAN 10.7
18. Gilmara Justino	BRA 10.3
19. Barbara Cousiño	CHI 10.3
20. Natalie Achonwa	CAN 10.0
21. Yosimar Corrales	VEN 10.0
22. Ivaney Marquez	VEN 9.8
22. Marie Placido	PUR 9.8
24. Sandra Garcia	PUR 9.6
25. Kim Gaucher	CAN 9.2

REBOUNDS

Player Name	Pts
1. Nadia Colhado	BRA 11.3
2. Natalie Day	ISV 9.5
2. Victoria Hamilton	ISV 9.5
4. Clenia Noblet	CUB 9.2
5. Gisela Vega	ARG 6.3
6. Sugeiry Monsac	DOM 6.3
7. Marie Placido	PUR 6.0
7. Yosimar Corrales	VEN 6.0
9. Katherine Plouffe	CAN 5.7
10. Kim Gaucher	CAN 5.5
11. Miranda Ayim	CAN 5.2
12. Roselis Silva	VEN 5.2
13. Angelica Bermudez	PUR 5.0
14. Jenifer Fuentes	CHI 5.0
15. Ivaney Marquez	VEN 4.8
16. Dayanna Salcedo	ECU 4.8
17. Leidys Oquendo	CUB 4.7
18. Cleyder Blanco	VEN 4.6
19. Daniela Wallen	VEN 4.4
19. Sandra Garcia	PUR 4.4

ASSISTS

Player Name	Pts
1. Ineidis Casanova	CUB 7.7
2. Miah-Marie Langlois	CAN 6.2
3. Yashira Delgado	PUR 4.8
4. Shona Thorburn	CAN 4.3
5. Melisa Gretter	ARG 4.2
6. Lanese Bough	ISV 4.0
6. Sendy Basaez	CHI 4.0
8. Taina Mayala Da Paixao	BRA 3.8
9. Edith Noblecilla	ECU 3.5
10. Ivaney Marquez	VEN 3.4

STEALS

Player Name	Pts
1. Natalie Day	ISV 3.0
2. Lanese Bough	ISV 2.5
3. Ineidis Casanova	CUB 2.3
4. Roselis Silva	VEN 2.2
5. Gisela Vega	ARG 2.0
5. Yamara Amargo	CUB 2.0
7. Yashira Delgado	PUR 2.0
8. Sendy Basaez	CHI 2.0
9. Jennifer Estrella	DOM 2.0
10. Victoria Hamilton	ISV 2.0

BLOCKS

Player Name	Pts
1. Nadia Colhado	BRA 2.2
2. Natalie Day	ISV 1.5
3. Jessica Preciado	ECU 1.0
4. Miranda Ayim	CAN 0.8
5. Ana Garcia	VEN 0.8

TURNOVER

Player Name	Pts
1. Sugeiry Monsac	DOM 6.3
2. Genesis Evangelista	DOM 4.8
3. Akia Frett	ISV 4.3
4. Sendy Basaez	CHI 4.0
5. Barbara Cousiño	CHI 3.8
6. Mariana Duran	VEN 3.6
7. Ineidis Casanova	CUB 3.2
8. Edith Noblecilla	ECU 3.0
9. Ivaney Marquez	VEN 2.8
10. Victoria Hamilton	ISV 2.8

FREE-THROW PERCENTAGE

Player Name	Pts
1 Marie Placido	PUR100.0%
2 Macarena Rosset	ARG100.0%
3 Melisa Gretter	ARG100.0%
4 Sofia Roma	PUR100.0%
5 Francisca Rojas	CHI100.0%
6 Arlenys Romero	CUB100.0%
7 Patricia Teixeira Ribeiro	BRA100.0%
8 Anabel Barahona	ECU100.0%
9 Damika Martinez	PUR100.0%
10 Sendy Basaez	CHI 90.0%

TWO-POINT PERCENTAGE

Player Name	Pts
1 Miranda Ayim	CAN 58.7%
2 Ornella Santana	ARG 57.9%
3 Natalie Achonwa	CAN 54.5%
4 Cleyder Blanco	VEN 54.5%
5 Sendy Basaez	CHI 53.8%
6 Yosimar Corrales	VEN 51.5%
7 Leidys Oquendo	CUB 50.0%
8 Natalie Day	ISV 50.0%
9 Clenia Noblet	CUB 48.4%
10 Gisela Vega	ARG 47.5%
10 Nadia Colhado	BRA 47.5%

THREE-POINT PERCENTAGE

Player Name	Pts
1 Genesis Evangelista	DOM 50.0%
2 Miah-Marie Langlois	CAN 46.7%
3 Yamara Amargo	CUB 46.2%
4 Lizanne Murphy	CAN 45.5%
5 Sthefany Thomas	ARG 43.8%
6 Kim Gaucher	CAN 42.9%
7 Cheisy Hernandez	DOM 42.9%
8 Jaqueline Paula Silvestre	BRA 40.9%
9 Kia Nurse	CAN 40.0%
9 Anabel Barahona	ECU 40.0%

2015 FIBA ASIA WOMEN'S CHAMPIONSHIP

FINAL STANDING

Team	W-L
1. Japan	7-0
2. China	5-2
3. Korea	4-3
4. Chinese Taipei	2-5
5. Thailand	1-5
6. India	0-6
7. Philippines	5-1
8. D.P.R.of Korea	5-1
9. Kazakhstan	3-2
10. Malaysia	3-2
11. Hong Kong	1-4
12. Sri Lanka	0-5

GROUP PHASE

GROUP A

Chinese Taipei b. India	92-61
Korea b. Japan	53-59
Thailand b. China	34-113
Chinese Taipei b. Thailand	113-42
Japan b. India	131-31
Korea b. China	58-74
Thailand b. Korea	41-97
Chinese Taipei b. Japan	44-60
China b. India	102-39
India b. Thailand	63-65
Korea b. Chinese Taipei	76-58
Japan b. China	57-56
India b. Korea	44-121
Thailand b. Japan	43-95
China b. Chinese Taipei	76-62

Team	W-L
1. Japan	5-0
2. China	4-1
3. Korea	3-2
4. Chinese Taipei	2-3
5. Thailand	1-4
6. India	0-5

GROUP B

Hong Kong b. Kazakhstan	48-99
Philippines b. Malaysia	64-71
Sri Lanka b. D.P.R.of Korea	35-82
Hong Kong b. Sri Lanka	72-52
Malaysia b. Kazakhstan	65-73
Philippines b. D.P.R.of Korea	68-67
Sri Lanka b. Philippines	45-65
Hong Kong b. Malaysia	61-78
D.P.R.of Korea b. Kazakhstan	68-55
Kazakhstan b. Sri Lanka	78-50
Philippines b. Hong Kong	75-62
Malaysia b. D.P.R.of Korea	45-83
Kazakhstan b. Philippines	73-80
Sri Lanka b. Malaysia	33-57
D.P.R.of Korea b. Hong Kong	66-43

Team	W-L
1. Philippines	4-1
2. D.P.R.of Korea	4-1
3. Kazakhstan	3-2
4. Malaysia	3-2
5. Hong Kong	1-4
6. Sri Lanka	0-5

RELEGATION/PROMOTION GAMES

Thailand b. D.P.R.of Korea	50-66
India b. Philippines	76-82

SEMI-FINALS

Japan b. Chinese Taipei	65-58
China b. Korea	60-45

FINAL

Japan b. China	85-50
----------------	-------

3rd PLACE GAME

Chinese Taipei b. Korea	45-52
-------------------------	-------

TOP STATS

POINTS

Player Name	Pts
1. Hyang Jong Pak	PRK 19.2
2. Suk Yong Ro	PRK 16.0
3. Tamara Yagodkina	KAZ 15.6
4. Allana May Lim	PHI 15.3
5. Jeena Skaria	IND 14.3
6. Thidaporn Maihom	THA 13.7
7. Fook Yee Yap	MAS 13.4
8. Sanae Motokawa	JPN 13.3
9. Hyon Ok Sin	PRK 13.0
10. Oxana Ossipenko	KAZ 12.6
11. Afril Bernardino	PHI 12.5
12. Ting Shao	CHN 11.6
13. Ramu Tokashiki	JPN 11.4
14. Hiu Lui Tong	HKG 11.2
15. Danbi Kim	KOR 11.1
16. Song Gao	CHN 10.7
17. Pik Yi Lam	HKG 10.6
18. Anjalee Ekanayake	SRI 10.4
18. Zalina Kurazova	KAZ 10.4
20. Hui Pin Pang	MAS 10.2
21. Ajeong Kang	KOR 10.0
22. Merenciana Arayi	PHI 9.8
23. Anitha Paul Durai	IND 9.8
24. Nadezhda Kondrakova	KAZ 9.8
25. Chiau Teng, Eugene Ting	MAS 9.2

REBOUNDS

Player Name	Pts
1. Suk Yong Ro	PRK 11.5
2. Anna Vinokurova	KAZ 9.4
3. Solange Gunawijaya	SRI 8.8
4. Kumarine Silva	SRI 8.4
5. Nadezhda Kondrakova	KAZ 8.2
6. Afril Bernardino	PHI 7.7
7. Yuka Mamiya	JPN 7.4
8. Mengran Sun	CHN 7.0
9. Allana May Lim	PHI 6.7
10. Ji Hee Yang	KOR 6.4
10. Song Gao	CHN 6.4
12. Hsi-Le Bao	TPE 6.3
13. Mi Gyong Jang	PRK 6.2
14. Zalina Kurazova	KAZ 6.2
15. Benika Don Thalagala	SRI 6.2
16. Ramu Tokashiki	JPN 6.0
17. Tamara Yagodkina	KAZ 6.0
18. Jeena Skaria	IND 5.8
19. Hui Pin Pang	MAS 5.8
20. Smruthi Radhakrishnan	IND 5.7

ASSISTS

Player Name	Pts
1. Asami Yoshida	JPN 5.1
2. Mi Gyong Jang	PRK 4.0
3. Gyuhee Kim	KOR 3.6
4. Rui Machida	JPN 3.4
5. Hyang Kim	PRK 3.3
6. Hui Pin Pang	MAS 3.2
7. Hsin-Ko Chang	TPE 3.1
7. Kyung Eun Lee	KOR 3.1
9. Yekaterina Karnova	KAZ 2.8
9. Wei Yin Saw	MAS 2.8

STEALS

Player Name	Pts
1. Yekaterina Karnova	KAZ 3.8
2. Suk Yong Ro	PRK 3.7
3. Afril Bernardino	PHI 3.2
4. Merenciana Arayi	PHI 2.7
4. Hyang Kim	PRK 2.7
6. Pik Yi Lam	HKG 2.6
7. Gyuhee Kim	KOR 2.2
7. Fook Yee Yap	MAS 2.2
9. Asami Yoshida	JPN 2.1
10. Sanae Motokawa	JPN 2.0

BLOCKS

Player Name	Pts
1. Suk Yong Ro	PRK 1.7
2. Ramu Tokashiki	JPN 1.6
3. Nadezhda Kondrakova	KAZ 1.6
4. Ji Hee Yang	KOR 1.3
5. Camille Sambilan	PHI 1.2

TURNOVERS

Player Name	Pts
1. Anjalee Ekanayake	SRI 5.8
2. Wipaporn Saechua	THA 5.2
3. Bhandavya Mahesha	IND 5.0
4. Suk Yong Ro	PRK 4.7
4. Thidaporn Maihom	THA 4.7
6. Hiu Ying Chan	HKG 4.2
6. Shireen Vijay Limaye	IND 4.2
8. Tamara Yagodkina	KAZ 4.0
9. Hyang Kim	PRK 3.8
10. Premila Beruwalage	SRI 3.8

FREE-THROW PERCENTAGE

Player Name	Pts
1 Song Gao	CHN 100.0%
1 Ying-Chieh Wu	TPE 100.0%
3 Feng Cheng	CHN 100.0%
4 Liwei Yang	CHN 100.0%
5 Wipaporn Saechua	THA 100.0%
6 You-Ruei Li	TPE 100.0%
7 Inoka Juwan Pedige	SRI 100.0%
8 Kyung Eun Lee	KOR 100.0%
9 Aran Hong	KOR 100.0%
10 Shireen Vijay Limaye	IND 100.0%

TWO-POINT PERCENTAGE

Player Name	Pts
1 Hsi-Le Bao	TPE 62.8%
2 Song Gao	CHN 57.1%
3 Afril Bernardino	PHI 56.6%
4 Jeena Skaria	IND 56.5%
5 Suk Yong Ro	PRK 55.6%
6 Ji Hee Yang	KOR 55.1%
7 Sanae Motokawa	JPN 54.9%
8 Thidaporn Maihom	THA 53.2%
9 Ting Shao	CHN 51.7%
10 Fook Yee Yap	MAS 51.6%

THREE-POINT PERCENTAGE

Player Name	Pts
1 Aran Hong	KOR 57.1%
2 Hyon Ok Sin	PRK 52.6%
3 Sijing Huang	CHN 46.7%
4 Kyung Eun Lee	KOR 43.5%
5 Mengran Sun	CHN 42.9%
6 Xiaojia Chen	CHN 41.4%
7 Tamara Yagodkina	KAZ 39.4%
8 Shelley Anne Gupilan	PHI 37.9%
9 Liwei Yang	CHN 37.5%
10 Hyang Jong Pak	PRK 36.7%

EUROBASKET WOMEN 2015

FINAL STANDING

Team	W-L
1. Serbia	7-3
2. France	8-2
3. Spain	9-1
4. Belarus	5-5
5. Turkey	8-2
6. Russia	5-5
7. Montenegro	5-5
8. Lithuania	5-5
9. Slovak Republic	3-4
10. Greece	4-3
11. Czech Republic	3-4
12. Croatia	2-5
13. Latvia	2-2
14. Sweden	1-3
15. Italy	1-3
16. Ukraine	1-3
17. Hungary	1-3
18. Poland	0-4
19. Romania	0-4
20. Great Britain	0-4

FIRST ROUND

GROUP A

Montenegro b. Czech Republic	71-52
Ukraine b. France	55-79
Czech Republic b. Ukraine	80-79
Romania b. Montenegro	61-79
France b. Czech Republic	85-75
Ukraine b. Romania	78-71
Montenegro b. Ukraine	84-71
Romania b. France	67-76
France b. Montenegro	79-67
Czech Republic b. Romania	82-71

Team	W-L
1. France	4-0
2. Montenegro	3-1
3. Czech Republic	2-2
4. Ukraine	1-3
5. Romania	0-4

GROUP B

Poland b. Turkey	54-57
Italy b. Belarus	76-85
Greece b. Italy	51-46
Belarus b. Poland	65-49
Poland b. Greece	50-59
Turkey b. Belarus	52-67
Italy b. Poland	66-55
Greece b. Turkey	50-61
Belarus b. Greece	82-57
Turkey b. Italy	50-44

Team	W-L
1. Belarus	4-0
2. Turkey	3-1
3. Greece	2-2
4. Italy	1-3
5. Poland	0-4

GROUP C

Latvia b. Serbia	60-76
Russia b. Croatia	83-62
Croatia b. Latvia	67-63
Great Britain b. Russia	40-71
Latvia b. Great Britain	67-58
Serbia b. Croatia	89-72
Great Britain b. Serbia	54-76
Russia b. Latvia	62-68
Croatia b. Great Britain	76-70
Serbia b. Russia	53-77

Team	W-L
1. Russia	3-1
2. Serbia	3-1
3. Croatia	2-2
4. Latvia	2-2
5. Great Britain	0-4

GROUP D

Sweden b. Slovak Republic	69-72
Lithuania b. Spain	58-72
Slovak Republic b. Lithuania	85-79
Hungary b. Sweden	63-72
Spain b. Slovak Republic	82-81
Lithuania b. Hungary	72-66
Sweden b. Lithuania	68-70
Hungary b. Spain	46-69
Spain b. Sweden	64-60
Slovak Republic b. Hungary	74-86

Team	W-L
1. Spain	4-0
2. Slovak Republic	2-2
3. Lithuania	2-2
4. Sweden	1-3
5. Hungary	1-3

SECOND ROUND

GROUP E

Turkey b. Montenegro	61-41
Czech Republic b. Belarus	73-70
Greece b. France	42-51
Montenegro b. Belarus	77-72
Greece b. Czech Republic	74-71
France b. Turkey	56-66
Turkey b. Czech Republic	59-48
Montenegro b. Greece	63-76
Belarus b. France	58-64

Team	W-L
1. Turkey	4-1
2. France	4-1
3. Belarus	2-3
4. Montenegro	2-3
5. Greece	2-3
6. Czech Republic	1-4

GROUP F

Slovak Republic b. Serbia	74-76
Lithuania b. Russia	78-74
Croatia b. Spain	52-95
Lithuania b. Croatia	83-64
Russia b. Slovak Republic	75-61
Serbia b. Spain	80-91
Slovak Republic b. Croatia	84-62
Spain b. Russia	66-57
Serbia b. Lithuania	72-73

Team	W-L
1. Spain	5-0
2. Lithuania	3-2
3. Russia	3-2
4. Serbia	2-3
5. Slovak Republic	2-3
6. Croatia	0-5

QUARTER-FINALS

Turkey b. Serbia	63-75
Lithuania b. Belarus	66-68
Spain b. Montenegro	75-74
France b. Russia	77-74

CLASSIFICATION 5-8

Turkey b. Lithuania	66-57
Russia b. Montenegro	73-65

SEMI-FINALS

Serbia b. Belarus	74-72
France b. Spain	63-58

CLASSIFICATION 7-8

Lithuania b. Montenegro	77-89
-------------------------	-------

CLASSIFICATION 5-6

Turkey b. Russia	68-66
------------------	-------

3rd PLACE GAME

Belarus b. Spain	58-74
------------------	-------

FINAL

Serbia b. France	76-68
------------------	-------

TOP STATS

POINTS

Player Name	Pts
1. Alba Torrens	ESP 19.7
2. Sandrine Gruda	FRA 17.8
3. Kristi Toliver	SVK 17.4
4. Lara Sanders	TUR 16.7
5. Angelica Danielle Robinson	MNE 15.9
6. Kamile Nacickaite	LTU 15.7
7. Katerina Elhotova	CZE 15.6
8. Yelena Leuchanka	BLR 14.9
9. Zoi Dimitrakou	GRE 14.9
10. Alena Hanusová	CZE 14.9
11. Ana Dabovic	SRB 14.8
12. Gintare Petronyte	LTU 14.8
13. Nevriye Yilmaz	TUR 14.2
14. Epifaniya Prints	RUS 13.8
14. Sonja Petrovic	SRB 13.8
16. Iva Sliskovic	CRO 13.1
17. Astou Ndour	ESP 12.7
18. Katsiaryna Snytsina	BLR 12.4
19. Maria Vadeeva	RUS 12.3
19. Jelena Milovanovic	SRB 12.3

REBOUNDS

Player Name	Pts
1. Yelena Leuchanka	BLR 11.5
2. Angelica Danielle Robinson	MNE 8.9
3. Lara Sanders	TUR 8.4
4. Sandrine Gruda	FRA 8.2
5. Astou Ndour	ESP 7.9
6. Irina Osipova	RUS 7.6
7. Artemis Spanou	GRE 7.6
8. Laura Nicholls	ESP 7.2
9. Nevriye Yilmaz	TUR 6.9
10. Gintare Petronyte	LTU 6.8
11. Sandra Linkeviciene	LTU 6.7
12. Anna Jurcenkova	SVK 6.7
13. Danielle Page	SRB 6.6
14. Natalya Vieru	RUS 6.3
15. Alba Torrens	ESP 6.1
16. Jana Veselá	CZE 6.1
17. Alena Hanusová	CZE 6.0
18. Maria Vadeeva	RUS 5.9
18. Sonja Petrovic	SRB 5.9
20. Zofia Hruscáková	SVK 5.8

ASSISTS

Player Name	Pts
1. Jelena Skerovic	MNE 7.1
2. Céline Dumerc	FRA 5.9
3. Isil Alben	TUR 5.5
4. Lindsey Harding	BLR 5.3
5. Veronika Bortelová	CZE 5.3
6. Kristi Toliver	SVK 4.7
7. Epifaniya Prints	RUS 4.5
8. Irina Osipova	RUS 4.3
9. Iva Ciglar	CRO 4.3
10. Birsel Vardarli Demirmen	TUR 4.1

STEALS

Player Name	Pts
1. Isil Alben	TUR 2.5
2. Sandra Linkeviciene	LTU 2.1
3. Epifaniya Prints	RUS 1.9
4. Katsiaryna Snytsina	BLR 1.7
5. Marta Xargay	ESP 1.6
5. Milica Dabovic	SRB 1.6
7. Kamile Nacickaite	LTU 1.4
7. Lara Sanders	TUR 1.4
9. Céline Dumerc	FRA 1.3
10. Iva Ciglar	CRO 1.3

BLOCKS

Player Name	Pts
1. Lara Sanders	TUR 2.0
2. Anna Jurcenkova	SVK 1.9
3. Natalya Vieru	RUS 1.8
4. Anastasiya Verameyenka	BLR 1.3
5. Angelica Danielle Robinson	MNE 1.0
5. Danielle Page	SRB 1.0

TURNOVERS

Player Name	Pts
1. Iva Ciglar	CRO 4.2
2. Santa Okockyte	LTU 4.0
3. Artemis Spanou	GRE 3.9
4. Yelena Leuchanka	BLR 3.7
5. Lindsey Harding	BLR 3.5
6. Lara Sanders	TUR 3.3
6. Kamile Nacickaite	LTU 3.3
8. Nevriye Yilmaz	TUR 3.2
9. Jelena Skerovic	MNE 2.8
10. Sandrine Gruda	FRA 2.7

FREE-THROW PERCENTAGE

Player Name	Pts
1. Marta Xargay	ESP100.0%
2. Katerina Elhotova	CZE100.0%
3. Iva Sliskovic	CRO100.0%
4. Tatyana Troina	BLR100.0%
5. Zofia Hruscáková	SVK100.0%
6. Kristina Rakovic	MNE100.0%
7. Marina Kuzina	RUS100.0%
8. Marta Páleníková	SVK100.0%
9. Ayse Cora	TUR100.0%
10. Saziye Ivgin	TUR100.0%

TWO-POINT PERCENTAGE

Player Name	Pts
1. Katerina Elhotova	CZE 62.0%
2. Endéné Miyem	FRA 60.8%
3. Angelica Danielle Robinson	MNE 60.0%
4. Lara Sanders	TUR 59.2%
5. Astou Ndour	ESP 56.3%
6. Sandrine Gruda	FRA 55.8%
7. Laura Nicholls	ESP 53.2%
8. Maria Vadeeva	RUS 52.9%
9. Alba Torrens	ESP 52.0%
10. Zofia Hruscáková	SVK 51.2%

THREE-POINT PERCENTAGE

Player Name	Pts
1. Kamile Nacickaite	LTU 51.9%
2. Maryia Papova	BLR 45.0%
2. Anna Cruz	ESP 45.0%
4. Elena Kirillova	RUS 44.0%
5. Kristi Toliver	SVK 43.1%
6. Evgeniya Belyakova	RUS 41.9%
7. Barbora Bálintová	SVK 41.7%
8. Katerina Elhotova	CZE 40.7%
9. Céline Dumerc	FRA 40.5%
9. Epifaniya Prints	RUS 40.5%

2015 FIBA OCEANIA WOMEN'S CHAMPIONSHIP

FINAL STANDING

Team	W-L
1. Australia	2-0
2. New Zealand	0-2

FINALS

Australia b. New Zealand	61-41
New Zealand b. Australia	63-80

TOP STATS

POINTS

Player Name	Pts
1. Suzy Batkovic	AUS 15.5
2. Micaela Cocks	NZL 14.0
3. Laura Hodges	AUS 13.0
4. Rachel Jarry	AUS 8.5
4. Tessa Lavey	AUS 8.5
6. Tess Madgen	AUS 7.0
6. Lisa Wallbutton	NZL 7.0
8. Natalie Taylor	NZL 6.5
9. Chevannah Paalvast	NZL 5.5
9. Katie Rae Ebzery	AUS 5.5
9. Kalani Purcell	NZL 5.5
12. Natalie Burton	AUS 4.5
12. Penina Davidson	NZL 4.5
14. Stephanie Talbot	AUS 4.0
14. Jordan Hunter	NZL 4.0
16. Jess Bygate	NZL 3.5
17. Samara Gallaher	NZL 2.0
18. Kelly Wilson	AUS 1.0
18. Alice Kunek	AUS 1.0
18. Belinda Snell	AUS 1.0
18. Sara Blicavs	AUS 1.0

REBOUNDS

Player Name	Pts
1. Penina Davidson	NZL 10.5
2. Tessa Lavey	AUS 8.0
3. Natalie Burton	AUS 6.5
4. Suzy Batkovic	AUS 6.0
4. Kalani Purcell	NZL 6.0
6. Jess Bygate	NZL 5.0
6. Micaela Cocks	NZL 5.0
8. Lisa Wallbutton	NZL 3.5
8. Laura Hodges	AUS 3.5
10. Natalie Taylor	NZL 3.0
10. Rachel Jarry	AUS 3.0
10. Sara Blicavs	AUS 3.0
13. Stella Beck	NZL 3.0
14. Tess Madgen	AUS 2.0
15. Stephanie Talbot	AUS 1.5
15. Megan Craig	NZL 1.5
15. Chevannah Paalvast	NZL 1.5
15. Belinda Snell	AUS 1.5
19. Tessa Boagni	NZL 1.0
19. Katie Rae Ebzery	AUS 1.0

ASSISTS

Player Name	Pts
1. Tessa Lavey	AUS 6.0
2. Tess Madgen	AUS 4.5
3. Rachel Jarry	AUS 2.5
4. Natalie Taylor	NZL 2.0
4. Laura Hodges	AUS 2.0
6. Penina Davidson	NZL 1.5
6. Micaela Cocks	NZL 1.5
6. Kalani Purcell	NZL 1.5
9. Lisa Wallbutton	NZL 1.0
9. Stephanie Talbot	AUS 1.0
9. Chevannah Paalvast	NZL 1.0
9. Jordan Hunter	NZL 1.0
9. Katie Rae Ebzery	AUS 1.0
14. Stella Beck	NZL 1.0
15. Kelly Wilson	AUS 0.5
15. Natalie Burton	AUS 0.5
15. Jess Bygate	NZL 0.5
15. Suzy Batkovic	AUS 0.5
15. Belinda Snell	AUS 0.5

STEALS

Player Name	Pts
1. Tessa Lavey	AUS 2.5
1. Kalani Purcell	NZL 2.5
3. Micaela Cocks	NZL 1.5
4. Tess Madgen	AUS 1.0
4. Natalie Taylor	NZL 1.0
4. Rachel Jarry	AUS 1.0
4. Laura Hodges	AUS 1.0
8. Suzy Batkovic	AUS 0.5
8. Chevannah Paalvast	NZL 0.5
8. Belinda Snell	AUS 0.5
8. Katie Rae Ebzery	AUS 0.5
8. Sara Blicavs	AUS 0.5
13. Tessa Boagni	NZL 0.0
13. Kelly Wilson	AUS 0.0
13. Natalie Burton	AUS 0.0
13. Samara Gallaher	NZL 0.0
13. Lisa Wallbutton	NZL 0.0
13. Stephanie Talbot	AUS 0.0
13. Penina Davidson	NZL 0.0
13. Alice Kunek	AUS 0.0
13. Jess Bygate	NZL 0.0
13. Megan Craig	NZL 0.0
13. Jordan Hunter	NZL 0.0
13. Stella Beck	NZL 0.0

BLOCKS

Player Name	Pts
1. Suzy Batkovic	AUS 1.5
2. Kalani Purcell	NZL 1.0
3. Natalie Burton	AUS 0.5
3. Lisa Wallbutton	NZL 0.5
3. Megan Craig	NZL 0.5
3. Rachel Jarry	AUS 0.5
3. Chevannah Paalvast	NZL 0.5
3. Belinda Snell	AUS 0.5
3. Micaela Cocks	NZL 0.5
10. Tessa Boagni	NZL 0.0
10. Kelly Wilson	AUS 0.0
10. Samara Gallaher	NZL 0.0
10. Tess Madgen	AUS 0.0
10. Stephanie Talbot	AUS 0.0
10. Penina Davidson	NZL 0.0
10. Alice Kunek	AUS 0.0
10. Natalie Taylor	NZL 0.0
10. Jess Bygate	NZL 0.0
10. Jordan Hunter	NZL 0.0
10. Tessa Lavey	AUS 0.0
10. Katie Rae Ebzery	AUS 0.0
10. Stella Beck	NZL 0.0
10. Laura Hodges	AUS 0.0
10. Sara Blicavs	AUS 0.0

TURNOVERS

Player Name	Pts
1. Micaela Cocks	NZL 4.0
2. Kalani Purcell	NZL 3.5
3. Tessa Lavey	AUS 2.0
4. Natalie Burton	AUS 1.5
4. Lisa Wallbutton	NZL 1.5
4. Penina Davidson	NZL 1.5
4. Rachel Jarry	AUS 1.5
4. Chevannah Paalvast	NZL 1.5
4. Jordan Hunter	NZL 1.5
10. Stephanie Talbot	AUS 1.0
10. Natalie Taylor	NZL 1.0
10. Jess Bygate	NZL 1.0
10. Suzy Batkovic	AUS 1.0
10. Laura Hodges	AUS 1.0
15. Stella Beck	NZL 1.0

FREE-THROW PERCENTAGE

Player Name	Pts
1 Suzy Batkovic	AUS 100.0%
2 Kelly Wilson	AUS 100.0%
3 Alice Kunek	AUS 100.0%
4 Sara Blicavs	AUS 100.0%
5 Stephanie Talbot	AUS 100.0%
6 Jordan Hunter	NZL 100.0%
7 Micaela Cocks	NZL 75.0%
8 Tess Madgen	AUS 75.0%
9 Natalie Burton	AUS 75.0%
10 Kalani Purcell	NZL 62.5%
11 Chevannah Paalvast	NZL 50.0%
11 Laura Hodges	AUS 50.0%
13 Rachel Jarry	AUS 50.0%
14 Tessa Lavey	AUS 50.0%
15 Penina Davidson	NZL 50.0%

TWO-POINT PERCENTAGE

Player Name	Pts
1 Laura Hodges	AUS 55.6%
2 Lisa Wallbutton	NZL 46.7%
3 Suzy Batkovic	AUS 43.5%
4 Natalie Taylor	NZL 27.8%
5 Micaela Cocks	NZL 23.8%

THREE-POINT PERCENTAGE

Player Name	Pts
1 Micaela Cocks	NZL 57.1%
2 Rachel Jarry	AUS 50.0%
3 Stephanie Talbot	AUS 40.0%
4 Tessa Lavey	AUS 36.4%
5 Katie Rae Ebzery	AUS 20.0%
6 Tess Madgen	AUS 12.5%
7 Natalie Taylor	NZL 10.0%
8 Belinda Snell	AUS 0.0%

FIBA WOMEN'S OLYMPIC QUALIFYING TOURNAMENT NANTES 2016

FINAL STANDING

Team	W-L
1. France	3-0
2. Turkey	3-0
3. China	2-1
4. Spain	3-0
5. Belarus	3-2

GROUP PHASE

GROUP A

Cuba b. France	67-83
France b. New Zealand	70-52
New Zealand b. Cuba	62-64

Team	W-L
1. France	2-0
2. Cuba	1-1
3. New Zealand	0-2

GROUP B

Cameron b. Argentina	64-75
Argentina b. Turkey	38-66
Turkey b. Cameroon	72-46

Team	W-L
1. Turkey	2-0
2. Argentina	1-1
3. Cameroon	0-2

GROUP C

Belarus b. Nigeria	71-60
Nigeria b. Korea	70-69
Korea b. Belarus	66-65

Team	W-L
1. Belarus	1-1
2. Korea	1-1
3. Nigeria	1-1

GROUP D

Venezuela b. China	59-77
China b. Spain	43-77
Spain b. Venezuela	83-55

Team	W-L
1. Spain	2-0
2. China	1-1
3. Venezuela	0-2

QUARTER FINALS

Spain b. Korea	70-50
Turkey b. Cuba	71-45
Belarus b. China	70-84
France b. Argentina	90-53

CLASSIFICATION FOR 5th PLACE

Cuba b. Korea	62-81
Argentina b. Belarus	44-84

5th PLACE GAME

Belarus b. Korea	56-39
------------------	-------

TOP STATS

POINTS

Player Name	Pts
1. Endéné Miyem	FRA 16.7
2. Lara Sanders	TUR 16.0
3. Sancho Lyttle	ESP 15.7
4. Alba Torrens	ESP 15.3
5. Ajeong Kang	KOR 14.0
6. Lindsey Harding	BLR 13.8
7. Ting Shao	CHN 13.7
8. Danbi Kim	KOR 12.8
9. Yelena Leuchanka	BLR 12.6
10. Isabelle Yacoubou	FRA 12.3
11. Anastasiya Verameyenka	BLR 11.4
12. Nevriye Yilmaz	TUR 11.3
13. Ineidis Casanova	CUB 10.8
14. Mengran Sun	CHN 10.0
15. Anisleidy Galindo	CUB 9.8
16. Sebnem Nezahat Kimyacioglu	TUR 9.7
17. Sarah Michel	FRA 9.3
18. Tatsiana Likhtarovich	BLR 9.0
19. Leidys Oquendo	CUB 9.0
20. Oyanaisi Gelis	CUB 9.0

REBOUNDS

Player Name	Pts
1. Ji Su Park	KOR 10.8
1. Yelena Leuchanka	BLR 10.8
3. Sancho Lyttle	ESP 10.3
4. Lara Sanders	TUR 10.0
5. Isabelle Yacoubou	FRA 8.7
6. Clenia Noblet	CUB 8.5
7. Anastasiya Verameyenka	BLR 8.4
8. Laura Nicholls	ESP 8.0
9. Gisela Vega	ARG 7.0
10. Marlen Cepeda	CUB 6.5
11. Endéné Miyem	FRA 6.0
12. Isil Alben	TUR 5.3
12. Bahar Caglar	TUR 5.3
14. Valeriane Ayayi	FRA 4.7
14. Nevriye Yilmaz	TUR 4.7
14. Birsal Vardarli Demirmen	TUR 4.7
14. Hongpin Huang	CHN 4.7
14. Sandrine Gruda	FRA 4.7

ASSISTS

Player Name	Pts
1. Céline Dumerc	FRA 7.7
2. Birsal Vardarli Demirmen	TUR 7.0
3. Sarah Michel	FRA 4.7
3. Isil Alben	TUR 4.7
5. Zhifang Zhao	CHN 4.3
6. Seungah Lee	KOR 4.2
7. Lindsey Harding	BLR 4.0
8. Laia Palau	ESP 4.0
9. Xiaojia Chen	CHN 3.7
10. Tatyana Troina	BLR 3.4
11. Olcay Cakir	TUR 3.3
11. Wen Lu	CHN 3.3
13. Yelena Leuchanka	BLR 3.2
14. Sancho Lyttle	ESP 3.0
14. Alba Torrens	ESP 3.0

STEALS

Player Name	Pts
1. Sancho Lyttle	ESP 3.7
2. Birsal Vardarli Demirmen	TUR 2.7
3. Isil Alben	TUR 2.3
4. Arlenys Romero	CUB 2.0
5. Maryia Papova	BLR 1.8
5. Ajeong Kang	KOR 1.8
7. Yelena Leuchanka	BLR 1.6
8. Ineidis Casanova	CUB 1.5
8. Sthefany Thomas	ARG 1.5
10. Yung Hui Lim	KOR 1.4
10. Tatyana Troina	BLR 1.4
12. Sarah Michel	FRA 1.3
12. Wen Lu	CHN 1.3
12. Sijing Huang	CHN 1.3
15. Lindsey Harding	BLR 1.0
15. Ji Su Park	KOR 1.0
15. Seungah Lee	KOR 1.0

BLOCKS

Player Name	Pts
1. Anastasiya Verameyenka	BLR 2.8
2. Lara Sanders	TUR 2.0
3. Ji Su Park	KOR 1.6
4. Isabelle Yacoubou	FRA 1.0
4. Hongpin Huang	CHN 1.0
6. Agostina Burani	ARG 0.8
7. Mengxin Sun	CHN 0.7
7. Gaëlle Skrela	FRA 0.7
7. Laura Nicholls	ESP 0.7
7. Hélena Ciak	FRA 0.7
7. Endéné Miyem	FRA 0.7
7. Sandrine Gruda	FRA 0.7
13. Gisela Vega	ARG 0.5
14. Danbi Kim	KOR 0.4
14. Katsiaryna Snytsina	BLR 0.4
14. Ji Hee Yang	KOR 0.4

TURNOVERS

Player Name	Pts
1. Yelena Leuchanka	BLR 4.2
2. Sancho Lyttle	ESP 3.3
3. Lindsey Harding	BLR 3.2
4. Xiaojia Chen	CHN 3.0
5. Maryia Papova	BLR 2.8
6. Ineidis Casanova	CUB 2.8
7. Ji Hee Yang	KOR 2.6
8. Anisleidy Galindo	CUB 2.3
8. Macarena Rosset	ARG 2.3
10. Wen Lu	CHN 2.3
11. Alba Torrens	ESP 2.3
12. Birsal Vardarli Demirmen	TUR 2.3
13. Isil Alben	TUR 2.3
14. Tatyana Troina	BLR 2.0
14. Ji Su Park	KOR 2.0

FREE-THROW PERCENTAGE

Player Name	Pts
1 Lara Sanders	TUR 100.0%
2 Ajeong Kang	KOR 100.0%
3 Tatsiana Likhtarovich	BLR 100.0%
4 Valeriane Ayayi	FRA 100.0%
5 Olcay Cakir	TUR 100.0%
6 Hongpin Huang	CHN 100.0%
7 Clenia Noblet	CUB 100.0%
8 Hélena Ciak	FRA 100.0%
9 Wen Lu	CHN 100.0%
10 Sarah Michel	FRA 100.0%
11 Marta Xargay	ESP 100.0%
12 Hyejin Park	KOR 100.0%
13 Marine Johannes	FRA 100.0%
14 Ornella Santana	ARG 100.0%
15 Nan Chen	CHN 100.0%

TWO-POINT PERCENTAGE

Player Name	Pts
1 Endéné Miyem	FRA 60.0%
2 Yelena Leuchanka	BLR 57.4%
3 Sancho Lyttle	ESP 56.8%
4 Lara Sanders	TUR 55.9%
5 Mengran Sun	CHN 55.6%
6 Alba Torrens	ESP 55.2%
7 Nevriye Yilmaz	TUR 54.5%
8 Anastasiya Verameyenka	BLR 53.7%
9 Ting Shao	CHN 52.0%
10 Lindsey Harding	BLR 50.0%
11 Anisleidy Galindo	CUB 50.0%
12 Isabelle Yacoubou	FRA 50.0%
13 Ji Su Park	KOR 48.5%
14 Nan Chen	CHN 47.8%
15 Leidys Oquendo	CUB 44.4%

THREE-POINT PERCENTAGE

Player Name	Pts
1 Sebnem Nezahat Kimyacioglu	TUR 56.3%
2 Mengxin Sun	CHN 50.0%
3 Ineidis Casanova	CUB 44.4%
4 Maryia Papova	BLR 42.9%
5 Leonor Rodriguez	ESP 42.9%
6 Tatyana Troina	BLR 40.0%
7 Birsal Vardarli Demirmen	TUR 36.4%
8 Ajeong Kang	KOR 34.1%
9 Danbi Kim	KOR 33.3%
10 Leeseul Kang	KOR 33.3%
11 Anastasiya Verameyenka	BLR 33.3%
12 Silvia Dominguez	ESP 33.3%
13 Hyejin Park	KOR 30.8%
14 Alba Torrens	ESP 30.0%
15 Andrea Boquete	ARG 28.6%

2014 FIBA WOMEN'S WORLD CHAMPIONSHIP

FINAL STANDING

Team	W-L
1. USA	6-0
2. Spain	5-1
3. Australia	5-1
4. Turkey	4-2
5. Canada	4-3
6. China	3-4
7. France	4-3
8. Serbia	3-4
9. Czech Republic	2-2
10. Belarus	2-2
11. Brazil	1-3
12. Cuba	1-3
13. Korea	0-3
14. Japan	0-3
15. Mozambique	0-3
16. Angola	0-3

GROUP PHASE

GROUP A

Japan b. Spain	50-74
Brazil b. Czech Republic	55-68
Czech Republic b. Japan	71-57
Spain b. Brazil	83-56
Brazil b. Japan	79-56
Spain b. Czech Republic	67-43

Team	W-L
1. Spain	3-0
2. Czech Republic	2-1
3. Brazil	1-2
4. Japan	0-3

GROUP B

Mozambique b. Canada	54-69
Turkey b. France	50-48
France b. Mozambique	89-45
Canada b. Turkey	44-55
Mozambique b. Turkey	54-64
France b. Canada	63-59

Team	W-L
1. Turkey	3-0
2. France	2-1
3. Canada	1-2
4. Mozambique	0-3

GROUP C

Cuba b. Australia	57-90
Korea b. Belarus	64-70
Australia b. Korea	87-54
Belarus b. Cuba	70-69
Australia b. Belarus	87-45
Korea b. Cuba	57-73

Team	W-L
1. Australia	3-0
2. Belarus	2-1
3. Cuba	1-2
4. Korea	0-3

GROUP D

Serbia b. Angola	102-42
China b. USA	56-87
Angola b. China	39-65
USA b. Serbia	94-74
Serbia b. China	65-63
USA b. Angola	119-44

Team	W-L
1. USA	3-0
2. Serbia	2-1
3. China	1-2
4. Angola	0-3

QUALIFICATIONS FOR QUARTER-FINALS

Czech Republic b. Canada	71-91
France b. Brazil	61-48
Belarus b. China	67-72
Serbia b. Cuba	86-79

QUARTER FINALS

Australia b. Canada	63-52
Spain b. China	71-55
Turkey b. Serbia	62-61
USA b. France	94-72

CLASSIFICATION 5-8

China b. Serbia	85-69
Canada b. France	55-40

SEMI-FINALS

Spain b. Turkey	66-56
Australia b. USA	70-82

CLASSIFICATION 7-8

Serbia b. France	74-88
------------------	-------

CLASSIFICATION 5-6

China b. Canada	53-61
-----------------	-------

3rd PLACE GAME

Turkey b. Australia	44-74
---------------------	-------

FINAL

Spain b. USA	64-77
--------------	-------

TOP STATS

POINTS

Player Name	Pts
1. Sancho Lyttle	ESP 18.2
2. Yamara Amargo	CUB 16.0
3. Alba Torrens	ESP 15.5
4. Maya Moore	USA 15.3
5. Sandrine Gruda	FRA 14.7
6. Yelena Leuchanka	BLR 14.5
7. Katsiaryna Snytsina	BLR 14.3
8. Ana Dabovic	SRB 13.6
9. Jelena Milovanovic	SRB 12.4
10. Ting Shao	CHN 12.3
11. Brittney Griner	USA 12.3
12. Lara Sanders	TUR 12.3
13. Marianna Tolo	AUS 12.2
14. Penny Taylor	AUS 12.0
15. Milica Dabovic	SRB 11.9
16. Marlen Cepeda	CUB 11.0
17. Tatsiana Likhtharovich	BLR 10.8
17. Erika Souza	BRA 10.8
19. Tina Charles	USA 10.7
20. Nevriye Yilmaz	TUR 10.3
21. Clarissa Santos	BRA 10.3
22. Katerina Elhotova	CZE 10.3
23. Eva Vitecková	CZE 9.8
24. Seimone Augustus	USA 9.3
25. Leidys Oquendo	CUB 9.3

REBOUNDS

Player Name	Pts
1. Yelena Leuchanka	BLR 13.0
2. Sancho Lyttle	ESP 11.5
3. Marlen Cepeda	CUB 10.0
4. Laura Nicholls	ESP 9.2
5. Sandrine Gruda	FRA 8.8
6. Lara Sanders	TUR 8.7
7. Erika Souza	BRA 8.5
8. Tina Charles	USA 8.3
9. Jana Veselá	CZE 7.3
10. Clarissa Santos	BRA 7.0
11. Brittney Griner	USA 6.2
12. Maya Moore	USA 6.0
13. Leidys Oquendo	CUB 6.0
14. Ana Maria Cata-Chitiga	FRA 5.6
14. Wen Lu	CHN 5.6
16. Miranda Ayim	CAN 5.4
17. Natalie Burton	AUS 5.2
17. Marianna Tolo	AUS 5.2
17. Isil Alben	TUR 5.2
20. Sara Krnjic	SRB 5.0
20. Song Gao	CHN 5.0

ASSISTS

Player Name	Pts
1. Ineidis Casanova	CUB 5.8
2. Penny Taylor	AUS 4.8
3. Yelena Leuchanka	BLR 4.8
4. Diana Taurasi	USA 4.5
5. Oyanaisy Gelis	CUB 4.5
6. Katerina Bartonová	CZE 4.5
7. Céline Dumerc	FRA 4.4
8. Erin Phillips	AUS 4.0
9. Maya Moore	USA 3.5
9. Leilani Mitchell	AUS 3.5

STEALS

Player Name	Pts
1. Sancho Lyttle	ESP 3.3
2. Adriana Pinto	BRA 2.3
3. Milica Dabovic	SRB 1.9
4. Laura Nicholls	ESP 1.8
5. Jana Veselá	CZE 1.8
6. Katerina Bartonová	CZE 1.8
7. Dajana Butulija	SRB 1.7
8. Erin Phillips	AUS 1.5
9. Marlen Cepeda	CUB 1.5
10. Diandra Tchatchouang	FRA 1.4
10. Shona Thorburn	CAN 1.4

BLOCKS

Player Name	Pts
1. Lara Sanders	TUR 2.7
2. Brittney Griner	USA 2.0
3. Jana Veselá	CZE 1.3
4. Sandrine Gruda	FRA 1.2
5. Tugce Canitez	TUR 1.2

TURNOVERS

Player Name	Pts
1. Katerina BARTONOVÁ	CZE 4.3
2. Clarissa SANTOS	BRA 3.3
3. Adriana PINTO	BRA 3.0
4. Xiaojia CHEN	CHN 2.7
5. Sandrine GRUDA	FRA 2.7
6. Ana DABOVIC	SRB 2.6
7. Tatyana TROINA	BLR 2.5
7. Yelena LEUCHANKA	BLR 2.5
7. Patricia TEIXEIRA RIBEIRO	BRA 2.5
7. Alena HANUSOVÁ	CZE 2.5
7. Oyanaisy GELIS	CUB 2.5

FREE-THROW PERCENTAGE

Player Name	Pts
1 Erin Phillips	AUS100.0%
2 Marlen Cepeda	CUB100.0%
3 Tatsiana Likhtharovich	BLR100.0%
4 Feng Cheng	CHN100.0%
5 Rebecca Allen	AUS100.0%
6 Breanna Stewart	USA100.0%
7 Belinda Snell	AUS100.0%
8 Marta Xargay	ESP100.0%
9 Gaele Skrele	FRA100.0%
10 Meng Li	CHN100.0%

TWO-POINT PERCENTAGE

Player Name	Pts
1 Brittney Griner	USA 66.7%
2 Ting Shao	CHN 58.8%
3 Ilona Burgrová	CZE 58.3%
4 Seimone Augustus	USA 56.1%
5 Marianna Tolo	AUS 56.0%
6 Sandrine Gruda	FRA 55.1%
7 Marlen Cepeda	CUB 54.8%
8 Tina Charles	USA 54.7%
9 Yelena Leuchanka	BLR 54.5%
10 Maya Moore	USA 53.5%

THREE-POINT PERCENTAGE

Player Name	Pts
1 Tatsiana Likhtharovich	BLR 62.5%
2 Maya Moore	USA 51.9%
3 Leidys Oquendo	CUB 50.0%
4 Katerina Elhotova	CZE 46.2%
5 Yamara Amargo	CUB 45.5%
6 Milica Dabovic	SRB 44.4%
7 Alba Torrens	ESP 44.0%
8 Saziye Ivgin	TUR 42.9%
8 Katsiaryna Snytsina	BLR 42.9%
10 Belinda Snell	AUS 42.3%

FIBA EVENTS FINAL STANDINGS

AFROBASKET WOMEN

2013

Team	W-L
1. Angola	8-0
2. Mozambique	7-1
3. Senegal	6-2
4. Cameroon	5-3
5. Mali	5-3
6. Nigeria	3-5
7. Côte d'Ivoire	4-4
8. Egypt	2-6
9. Cabo Verde	2-5
10. Kenya	2-5
11. Algeria	2-5
12. Zimbabwe	0-7

2011

Team	W-L
1. Angola	7-1
2. Senegal	7-1
3. Mali	7-1
4. Nigeria	4-4
5. Mozambique	6-2
6. Cameroon	3-5
7. Dem. Rep. of Congo	3-5
8. Côte d'Ivoire	2-6
10. Tunisia	2-5
11. Guinea	1-6
12. Ghana	0-7
12. Angola	0-5

2009

Team	W-L
1. Senegal	8-0
2. Mali	6-2
3. Angola	6-2
4. Côte d'Ivoire	5-3
5. Nigeria	4-4
6. Mozambique	5-3
7. Cameroon	4-4
8. Madagascar	2-6
10. Tunisia	2-5
11. South Africa	2-5

2007

Team	W-L
1. Mali	7-1
2. Senegal	7-1
3. Angola	5-3
4. Mozambique	4-4
5. Nigeria	6-2
6. Cameroon	4-4
7. Dem. Rep. of Congo	4-4
8. Côte d'Ivoire	2-6
9. Cabo Verde	2-5
10. Madagascar	1-6
11. Tunisia	2-5
12. Kenya	1-6

2005

Team	W-L
1. Nigeria	5-1
2. Senegal	5-1
3. Mozambique	4-2
4. Dem. Rep. of Congo	4-2
5. Mali	3-2
6. Angola	2-3
7. Cabo Verde	2-3
8. Niger	1-4
9. Gabon	1-4
10. Togo	0-5

2003

Team	W-L
1. Nigeria	
2. Mozambique	
3. Senegal	
4. Angola	
5. Mali	
6. Tunisia	
7. Dem. Rep. of Congo	
8. Cameroon	
9. South Africa	
10. Algeria	

2001

Team	W-L
1. Senegal	
2. Tunisia	
3. Dem. Rep. of Congo	
4. Morocco	
5. Angola	
6. Mozambique	
7. Egypt	
8. Côte d'Ivoire	
9. Mali	
10. Niger	

1997

Team	W-L
1. Senegal	
2. Dem. Rep. of Congo	
3. Nigeria	
4. Kenya	
5. Angola	
6. Mali	
7. Cameroon	
8. Tanzania	
9. Uganda	

1994

Team	W-L
1. Zaire	
2. Senegal	
3. Angola	
4. Mozambique	
5. Côte d'Ivoire	
6. South Africa	
7. Zimbabwe	
8. Guinea	

1993

Team	W-L
1. Senegal	
2. Kenya	
3. Mozambique	
4. Zaire	
5. Côte d'Ivoire	
6. Angola	
7. Mali	
8. South Africa	
9. Republic of Congo	

1990

Team	W-L
1. Senegal	
2. Zaire	
3. Mozambique	
4. Tunisia	
5. Angola	
6. Côte d'Ivoire	
7. Egypt	
8. Algeria	

1986

Team	W-L
1. Zaire	
2. Mozambique	
3. Angola	
4. Cameroon	
5. Kenya	

1984

Team	W-L
1. Senegal	
2. Zaire	
3. Cameroon	
4. Mali	
5. Mozambique	
6. Egypt	
7. Angola	
8. Guinea	

1981

Team	W-L
1. Senegal	
2. Zaire	
3. Angola	
4. Mali	
5. Côte d'Ivoire	
6. Tunisia	
7. Nigeria	
8. Algeria	

1979

Team	W-L
1. Senegal	
2. Somalia	
3. Ghana	

1977

Team	W-L
1. Senegal	
2. Egypt	
3. Togo	
4. Côte d'Ivoire	
5. Tunisia	
6. Ghana	
7. Mali	
8. Algeria	

1974

Team	W-L
1. Senegal	
2. Tunisia	
3. Egypt	
4. Togo	
5. Nigeria	
6. CAF	
7. Guinea	
8. Mali	

1970

Team	W-L
1. Madagascar	
2. United Arab Republic	
3. Senegal	
4. Mali	
5. Guinea	
6. Togo	
7. Republic of Congo	
7. Mali	
10. Algeria	

1968

Team	W-L
1. United Arab Republic	
2. Senegal	
3. Mali	
4. Algeria	
5. Somalia	

1966

Team	W-L
1. United Arab Republic	
2. Guinea	
3. CAF	
4. Senegal	

AMERICAS WOMEN'S CHAMPIONSHIP

2013

Team	W-L
1. Cuba	5-1
2. Canada	5-1
3. Brazil	5-1
4. Puerto Rico	3-3
5. Argentina	2-2
6. Chile	1-3
7. Jamaica	1-3
8. Venezuela	1-3
9. Dominican Republic	1-3
10. Mexico	0-4

2011

Team	W-L
1. Brazil	6-0
2. Argentina	5-1
3. Canada	4-2
4. Cuba	3-3
5. Puerto Rico	2-2
6. Mexico	1-3
7. Colombia	1-3
8. Jamaica	1-3
9. Paraguay	1-3
10. Chile	0-4

2009

Team	W-L
1. Brazil	5-0
2. Argentina	4-1
3. Canada	3-2
4. Cuba	2-3
5. Puerto Rico	3-2
6. Chile	2-3
7. Venezuela	1-4
8. Dominican Republic	0-5

2007

Team	W-L
1. USA	5-0
2. Cuba	3-2
3. Brazil	3-2
4. Argentina	2-3
5. Canada	3-2
6. Chile	2-3
7. Mexico	1-4
8. Jamaica	0-5

2005

Team	W-L
1. Cuba	5-0
2. Brazil	4-1
3. Canada	3-2
4. Argentina	2-3
5. Puerto Rico	1-4
6. Dominican Republic	0-5

ASIA WOMEN'S CHAMPIONSHIP

2013

Team	W-L
1. Japan	7-0
2. Korea	4-3
3. China	4-3
4. Chinese Taipei	3-4
5. India	2-4
6. Kazakhstan	0-6
7. Thailand	5-1
8. Malaysia	4-2
9. Indonesia	3-2
10. Philippines	3-2
11. Uzbekistan	1-4
12. Hong Kong	0-5

2011

Team	W-L
1. China	6-1
2. Korea	6-1
3. Japan	4-3
4. Chinese Taipei	2-5
5. Lebanon	2-4
6. India	1-5
7. Malaysia	4-2
8. Kazakhstan	4-2
9. Indonesia	4-1
10. Uzbekistan	2-3
11. Singapore	1-4
12. Sri Lanka	0-5

2009

Team	W-L
1. China	7-0
2. Korea	5-2
3. Japan	4-3
4. Chinese Taipei	2-5
5. Thailand	1-5
6. India	1-5
7. Malaysia	4-2
8. Lebanon	5-1
9. Kazakhstan	3-2
10. Philippines	3-2
11. Uzbekistan	1-4
12. Sri Lanka	0-5

2007

Team	W-L
1. Korea	7-0
2. China	4-3
3. Japan	5-2
4. Chinese Taipei	2-5
5. Thailand	2-4
6. Malaysia	0-6
7. India	6-0
8. Hong Kong	4-2
9. Uzbekistan	3-2
10. Vietnam	2-3
11. Singapore	1-4
12. Sri Lanka	0-5

2005

Team
1. China
2. Korea
3. Chinese Taipei
4. Japan
5. Thailand
6. D.P.R. of Korea
7. Kazakhstan
8. Malaysia
9. Hong Kong
10. India
11. Philippines
12. Singapore
13. Sri Lanka

2003

Team
1. China
2. Japan
3. Korea
4. Chinese Taipei
5. Thailand
6. Malaysia
7. India
8. Philippines
9. Hong Kong

2001

Team
1. China
2. Japan
3. Korea
4. Chinese Taipei
5. Thailand
6. Kazakhstan
7. Uzbekistan
8. India
9. Malaysia
10. Hong Kong
11. Sri Lanka
12. Macau
13. Lebanon

1999

Team
1. Korea
2. Japan
3. Chinese Taipei
4. China
5. Thailand
6. Chile
7. Jamaica
8. Venezuela
9. Dominican Republic
10. Mexico

1997

Team
1. Korea
2. Japan
3. China
4. Chinese Taipei
5. Thailand
6. Kirgiziya
7. Kazakhstan
8. Malaysia
9. India
10. Hong Kong
11. Indonesia
12. Sri Lanka
13. Singapore
14. Macau

1995

Team
1. China
2. Korea
3. Japan
4. Chinese Taipei
5. Kirgiziya
6. Kazakhstan
7. Thailand
8. Hong Kong
9. Philippines
10. Malaysia
11. Jordan
12. Indonesia

1992

Team
1. China
2. Korea
3. Japan
4. Chinese Taipei
5. Hong Kong
6. India
7. Sri Lanka

1990

Team
1. China
2. Korea
3. Japan
4. Chinese Taipei
5. Malaysia
7. D.P.R. of Korea
8. India
9. Hong Kong
10. Indonesia
11. Sri Lanka
12. Singapore

1988

Team
1. Korea
2. China
3. Chinese Taipei
4. Japan
5. Malaysia
6. Hong Kong
7. Thailand
8. India
9. Singapore

1986

Team
1. China
2. Korea
3. Chinese Taipei
4. Japan
5. Thailand
6. Malaysia
7. India
8. Indonesia
9. Singapore
10. Syria

1984

Team
1. Korea
2. China
3. Japan
4. Philippines
5. Malaysia
6. Singapore
7. India
8. Macau
9. Hong Kong
10. Sri Lanka

1982

Team
1. Korea
2. China
3. Japan
4. Macau
5. Singapore
6. Malaysia
7. Hong Kong
8. Philippines
9. India

1980

Team
1. Korea
2. China
3. Japan
4. Malaysia
5. Thailand
6. Hong Kong
7. India
8. Singapore
9. Indonesia
10. Sri Lanka

1978

Team
1. Korea
2. China
3. Japan
4. Malaysia
5. Hong Kong
6. Singapore
7. Indonesia
8. Philippines
9. Sri Lanka
10. Mexico

1976

Team
1. China
2. Korea
3. Japan
4. Malaysia
5. Singapore
6. Philippines
7. Hong Kong

1974

Team
1. Korea
2. Japan
3. Taiwan
4. Iran
5. Hong Kong
7. Vietnam

1972

Team
1. Korea
2. Taiwan
3. Thailand
4. Indonesia

1970

Team
1. Japan
2. Korea
3. Taiwan
4. Malaysia
5. Indonesia
6. Thailand
7. Singapore
8. Hong Kong
9. Vietnam
10. India

1968

Team
1. Korea
2. Japan
3. Taiwan
4. Thailand
5. Malaysia
6. Philippines
7. Hong Kong
8. Singapore

1965

Team
1. Korea
2. Japan
3. Taiwan
4. Philippines
5. Malaysia

EUROBASKET WOMEN

2013

Team	W-L
1. Spain	9-0
2. France	8-1
3. Turkey	7-2
4. Serbia	5-4
5. Belarus	5-4
6. Czech Republic	4-5
7. Sweden	4-5
8. Italy	3-6
9. Great Britain	3-3
9. Montenegro	2-4
11. Croatia	1-5
11. Slovak Republic	1-5
13. Russia	1-2
13. Ukraine	0-3
13. Lithuania	1-2
13. Latvia	0-3

2011

Team	W-L
1. Russia	7-2
2. Turkey	5-4
3. France	6-3
4. Czech Republic	6-3
5. Croatia	5-4
6. Montenegro	7-2
7. Lithuania	5-4
8. Latvia	3-6
9. Spain	3-3
9. Belarus	3-3
11. Poland	1-5
11. Great Britain	1-5
13. Germany	0-3
13. Slovak Republic	1-2
13. Israel	0-3
13. Greece	1-2

2009

Team	W-L
1. France	9-0
2. Russia	7-2
3. Spain	8-1
4. Belarus	4-5
5. Greece	5-4
6. Italy	4-5
7. Latvia	5-4
8. Slovak Republic	4-5
9. Turkey	3-3
9. Czech Republic	2-4
11. Poland	2-4
11. Lithuania	1-5
13. Serbia	0-3
13. Israel	0-3
13. Ukraine	0-3
13. Hungary	0-3

2007

Team	W-L
1. Russia	8-1
2. Spain	7-2
3. Belarus	5-4
4. Latvia	6-3
5. Czech Republic	7-2
6. Lithuania	4-5
7. Belgium	5-4
8. France	4-5
9. Italy	2-4
9. Turkey	2-4
11. Serbia	2-4
11. Germany	2-4
13. Israel	0-3
13. Croatia	0-3
13. Greece	0-3
13. Romania	0-3

2005

Team	W-L
1. Czech Republic	8-0
2. Russia	5-3
3. Spain	6-2
4. Lithuania	5-3
5. France	6-2
6. Latvia	4-4
7. Poland	3-5
8. Turkey	2-6
9. Serbia & Montenegro	4-3
10. Greece	2-5
11. Germany	0-7
12. Romania	0-7

2003

Team	W-L
1. Russia	6-2
2. Czech Republic	7-1
3. Spain	7-1
4. Poland	4-4
5. France	5-3
6. Belgium	3-5
7. Slovak Republic	4-4
8. Yugoslavia	3-5
9. Greece	3-4
10. Hungary	3-4
11. Ukraine	1-6
12. Israel	0-7

2001

Team	W-L
1. France	8-0
2. Russia	6-2
3. Spain	5-3
4. Lithuania	5-3
5. Yugoslavia	5-3
6. Poland	4-4
7. Hungary	4-4
8. Slovak Republic	2-6
9. Czech Republic	3-4
10. Greece	2-5
11. Ukraine	1-6
12. Romania	1-6

1999

Team	W-L
1. Poland	6-2
2. France	6-2
3. Russia	7-1
4. Slovak Republic	3-5
5. Czech Republic	5-3
6. Lithuania	5-3
7. Yugoslavia	4-4
8. Croatia	2-6
9. Latvia	3-4
10. Bosnia and Herzegovina	1-6
11. Italy	3-4
12. Germany	1-6

1997

Team	W-L
1. Lithuania	7-1
2. Slovak Republic	6-2
3. Germany	5-3
4. Hungary	4-4
5. Spain	5-3
6. Russia	4-4
7. Moldova	3-5
8. Yugoslavia	3-5
9. Czech Republic	2-5
10. Ukraine	3-4
11. Italy	2-5
12. Bosnia and Herzegovina	2-5

1995

Team	W-L
1. Ukraine	8-1
2. Italy	8-1
3. Russia	7-2
4. Slovak Republic	6-3
5. Lithuania	4-5
6. Moldova	4-5
7. Czech Republic	5-4
8. Croatia	4-5

1993

Team	W-L
1. Spain	8-1
2. France	8-1
3. Slovak Republic	7-2
4. Italy	6-3
5. Poland	4-5
6. Bulgaria	4-5
7. Russia	5-4
8. Hungary	4-5

1991

Team	W-L
1. Soviet Union	4-1
2. Yugoslavia	4-1
3. Hungary	3-2
4. Bulgaria	2-3
5. Czechoslovakia	3-2
6. Poland	1-4
7. Italy	2-3
8. Israel	1-4

1989

Team	W-L
1. Soviet Union	5-0
2. Czechoslovakia	3-2
3. Bulgaria	3-2
4. Yugoslavia	3-2
5. Italy	3-2
6. Netherlands	1-4
7. Hungary	1-4
8. France	1-4

1987

Team	W-L
1. Soviet Union	7-0
2. Yugoslavia	6-1
3. Hungary	5-2
4. Czechoslovakia	4-3
5. Italy	4-3
6. Spain	3-4
7. Sweden	3-4
8. France	2-5
9. Bulgaria	4-3
10. Poland	2-5
11. Romania	2-5
12. Finland	0-7

1985

Team	W-L
1. Soviet Union	7-0
2. Bulgaria	4-3
3. Hungary	5-2
4. Czechoslovakia	3-4
5. Yugoslavia	5-2
6. Poland	3-4
7. Italy	3-4
8. France	3-4
9. Romania	4-3
10. Spain	3-4
11. Netherlands	2-5
12. Belgium	0-7

1983

Team	W-L
1. Soviet Union	7-0
2. Bulgaria	5-2
3. Hungary	5-2
4. Yugoslavia	5-2
5. Italy	4-3
6. Czechoslovakia	3-4
7. Poland	4-3
8. Netherlands	2-5
9. Romania	3-4
10. Sweden	2-5
11. Spain	1-6
12. Germany	1-6

1981

Team	W-L
1. Soviet Union	7-0
2. Poland	5-2
3. Czechoslovakia	4-3
4. Yugoslavia	3-4
5. Bulgaria	5-2
6. Netherlands	4-3
7. Italy	3-4
8. Romania	2-5
9. Hungary	4-3
10. Germany	3-4
11. Sweden	1-6
12. Finland	1-6

1980

Team	W-L
1. Soviet Union	5-0
2. Poland	5-3
3. Yugoslavia	3-2
4. Czechoslovakia	5-3
5. Bulgaria	4-4
6. Netherlands	5-3
7. Hungary	5-3
8. Romania	3-5

1978

Team	W-L
1. Soviet Union	8-0
2. Yugoslavia	6-2
3. Czechoslovakia	6-2
4. France	5-3
5. Poland	2-4
6. Hungary	3-5
7. Bulgaria	3-5
8. Romania	5-2
9. Italy	3-4
10. Netherlands	3-4
11. Spain	2-5
12. Germany	2-5
13. Sweden	0-7

1976

Team	W-L
1. Soviet Union	8-0
2. Czechoslovakia	7-1
3. Bulgaria	5-3
4. France	3-3
5. Yugoslavia	4-4
6. Poland	3-5
7. Italy	3-5
8. Hungary	5-2
9. Romania	4-3
10. Spain	2-5
11. Netherlands	2-5
12. Belgium	1-6
13. Germany	1-6

1974

Team	W-L
1. Soviet Union	8-0
2. Czechoslovakia	7-1
3. Italy	3-3
4. Hungary	5-3
5. Bulgaria	4-4
6. Romania	3-5
7. France	3-5
8. Yugoslavia	5-2
9. Poland	4-3
10. Germany	3-4
11. Netherlands	2-5
12. Spain	1-6
13. Denmark	0-7

1972

Team	W-L
1. Soviet Union	8-0
2. Bulgaria	6-2
3. Czechoslovakia	6-2
4. France	5-3
5. Romania	3-5
6. Hungary	4-4
7. German Dem. Republic	5-3
8. Yugoslavia	4-4
9. Poland	3-5
10. Italy	2-6
11. Netherlands	2-6
12. Austria	0-8

1970

Team	W-L
1. Soviet Union	7-0
2. France	5-2
3. Yugoslavia	5-2
4. Bulgaria	5-2
5. Czechoslovakia	5-2
6. Poland	4-3
7. Netherlands	3-4
8. Romania	2-5
9. Italy	2-5
10. Hungary	2-5
11. Austria	2-5
12. Belgium	0-7

1968

Team	W-L
1. Soviet Union	9-0
2. Yugoslavia	7-2
3. Poland	6-3
4. German Dem. Republic	5-4
5. Bulgaria	4-5
6. Italy	2-4
7. Belgium	2-7
8. Romania	5-3
9. Czechoslovakia	6-2
10. Hungary	4-4
11. France	2-6
12. Netherlands	2-6
13. Germany	0-8

1966

Team	W-L
1. Soviet Union	7-0
2. Czechoslovakia	6-1
3. German Dem. Republic	5-2
4. Romania	4-3
5. Netherlands	4-3
6. Yugoslavia	3-4
7. Bulgaria	4-3
8. Poland	3-4
9. Hungary	2-5
10. Italy	2-5
11. France	2-5
12. Germany	0-7

1964

Team	W-L
1. Soviet Union	6-0
2. Bulgaria	5-1
3. Czechoslovakia	4-2
4. Romania	2-4
5. Poland	4-2
6. German Dem. Republic	2-4
7. Yugoslavia	3-3
8. Hungary	2-4
9. Italy	1-4
10. France	0-5

1962

Team	W-L
1. Soviet Union	6-0
2. Czechoslovakia	4-2
3. Bulgaria	5-1
4. Romania	3-3
5. Yugoslavia	3-2
6. Poland	2-3
7. Hungary	2-3
8. France	1-4
9. Italy	1-4
10. Belgium	0-5

1960

Team	W-L
1. Soviet Union	7-0
2. Bulgaria	6-1
3. Czechoslovakia	5-2
4. Poland	4-3
5. Yugoslavia	3-4
6. Romania	2-5
7. Italy	3-3
8. Netherlands	2-4
9. Hungary	1-5
10. Belgium	0-6

1958

Team	W-L
1. Bulgaria	6-1
2. Soviet Union	6-1
3. Czechoslovakia	5-2
4. Yugoslavia	4-4
5. Poland	4-4
6. France	1-6
7. Hungary	4-2
8. Netherlands	2-4
9. German Dem. Republic	1-4
10. Austria	0-5

1956

Team	W-L
1. Soviet Union	8-0
2. Hungary	6-2
3. Czechoslovakia	7-1
4. Bulgaria	5-3
5. Poland	5-3
6. Italy	3-5
7. France	4-4
8. Austria	2-6
9. Yugoslavia	6-2
10. Romania	5-3
11. Finland	3-5
12. Netherlands	3-5
13. Denmark	3-5
14. Switzerland	2-6
15. Germany	2-6
16. Scotland	0-8

1954

Team	W-L
1. Soviet Union	
2. Czechoslovakia	
3. Bulgaria	
4. Hungary	
5. Yugoslavia	
6. France	
7. Italy	
8. Austria	
9. Germany	
10. Denmark	

1952

Team	W-L
1. Soviet Union	5-0
2. Czechoslovakia	4-1
3. Hungary	3-2
4. Bulgaria	3-2
5. Poland	3-2
6. Italy	2-3
7. France	3-2
8. Switzerland	2-3
9. Austria	1-4
10. Romania	3-2
11. Finland	1-4
12. German Dem. Republic	0-5

1950

Team	W-L
1. Soviet Union	7-0
2. Hungary	6-1
3. Czechoslovakia	5-2
4. France	4-3
5. Italy	3-4
6. Poland	2-5
7. Romania	5-2
8. Belgium	4-3
9. Switzerland	2-5
10. Austria	2-5
11. Israel	1-6
12. Netherlands	1-6

1938

Team	W-L
1. Italy	
2. Lithuania	
3. Poland	
4. France	
5. Switzerland	

OCEANIA WOMEN'S CHAMPIONSHIP
2013

Team	W-L
1. Australia	2-0
2. New Zealand	0-2

2011

Team	W-L
1. Australia	3-0
2. New Zealand	0-3

2009

Team	W-L
1. Australia	2-0
2. New Zealand	0-2

2007

Team	W-L
1. Australia	3-0
2. New Zealand	1-2
3. Fiji	0-2

2005

Team	W-L
1. Australia	
2. New Zealand	

2003

Team	W-L
1. Australia	
2. New Zealand	

2001

Team	W-L
1. Australia	
2. New Zealand	

1997

Team	W-L
1. Australia	
2. New Zealand	
3. New Caledonia	

1995

Team	W-L
1. Australia	
2. New Zealand	

1993

Team	W-L
1. New Zealand	
2. Western Samoa	

1990

Team	W-L
1. Australia	
2. New Zealand	

1989

Team	W-L
1. Australia	
2. New Zealand	

1985

Team	W-L
1. Australia	
2. New Zealand	

1982

Team	W-L
1. Australia	
2. New Zealand	

1978

Team	W-L
1. Australia	
2. New Zealand	

1974

Team	W-L
1. Australia	
2. New Zealand	

WOMEN'S WORLD CHAMPIONSHIP
2010

Team	W-L
1. USA	9-0
2. Czech Republic	6-3
3. Spain	7-2
4. Belarus	4-5
5. Australia	7-2
6. France	5-4
7. Russia	7-2
8. Korea	3-6
9. Brazil	4-4
10. Japan	2-6
11. Greece	3-5
12. Canada	1-7
13. China	2-3
14. Argentina	1-4
15. Mali	1-4
16. Senegal	0-5

2006

Team	W-L
1. Australia	8-1
2. Russia	5-4
3. USA	8-1
4. Brazil	5-4
5. France	5-4
6. Lithuania	4-5
7. Czech Republic	5-4
8. Spain	4-5
9. Argentina	5-3
10. Canada	2-6
11. Cuba	3-5
12. China	3-5
13. Korea	2-3
14. Chinese Taipei	1-4
15. Senegal	1-4
16. Nigeria	0-5

2002

Team	W-L
1. USA	9-0
2. Russia	7-2
3. Australia	7-2
4. Korea	4-5
5. Spain	6-3
6. China	5-4
7. Brazil	6-3
8. France	4-5
9. Cuba	3-5
10. Argentina	2-6
11. Lithuania	3-5
12. Yugoslavia	2-6
13. Japan	2-3
14. Chinese Taipei	1-4
15. Senegal	1-4
16. Tunisia	0-5

1998

Team	W-L
1. USA	9-0
2. Russia	7-2
3. Australia	8-1
4. Brazil	6-3
5. Spain	5-4
6. Lithuania	4-5
7. Cuba	5-4
8. Slovak Republic	3-6
9. Japan	4-4
10. Hungary	2-6
11. Germany	3-5
12. China	2-6
13. Korea	2-3
14. Senegal	1-4
15. Argentina	1-4
16. Dem.Rep. of Congo	0-5

1994

Team	W-L
1. Brazil	6-2
2. China	5-3
3. USA	7-1
4. Australia	4-4
5. Slovak Republic	6-2
6. Cuba	5-3
7. Canada	3-5
8. Spain	3-5
9. France	6-2
10. Korea	4-4
11. Italy	5-3
12. Japan	2-6
13. Poland	5-3
14. Chinese Taipei	2-6
15. New Zealand	1-7
16. Kenya	0-8

1990

Team	W-L
1. USA	8-0
2. Yugoslavia	7-1
3. Cuba	5-3
4. Czechoslovakia	4-4
5. Soviet Union	6-2
6. Australia	3-5
7. Canada	3-5
8. Bulgaria	3-5
9. China	5-3
10. Brazil	5-3
11. Korea	5-3
12. Japan	2-6
13. Italy	5-3
14. Senegal	2-6
15. Dem.Rep. of Congo	1-7
16. Malaysia	0-8

1986

Team	W-L
1. USA	7-0
2. Soviet Union	6-1
3. Canada	5-2
4. Czechoslovakia	4-3
5. China	5-2
6. Cuba	4-3
7. Bulgaria	3-4
8. Hungary	2-5
9. Australia	3-4
10. Korea	2-5
11. Brazil	1-6
12. Chinese Taipei	0-7

1983

Team	W-L
1. Soviet Union	10-0
2. USA	6-2
3. China	6-4
4. Korea	5-5
5. Brazil	3-4
6. Bulgaria	5-4
7. Poland	4-5
8. Yugoslavia	3-6
9. Canada	5-2
10. Cuba	4-3
11. Australia	3-4
12. Japan	2-5
13. Peru	1-6
14. Dem.Rep. of Congo	0-7

1979

Team	W-L
1. USA	5-1
2. Korea	7-1
3. Canada	7-1
4. Australia	4-3
5. Italy	3-4
6. Japan	2-6
7. France	2-6
8. Netherlands	4-2
9. Brazil	4-2
10. Bolivia	2-4
11. Malaysia	1-5
12. Senegal	0-6

1975

Team	W-L
1. Soviet Union	8-0
2. Japan	6-2
3. Czechoslovakia	6-2
4. Italy	5-3
5. Korea	4-4
6. Mexico	3-5
7. Colombia	0-6
8. USA	4-3
9. Hungary	3-4
10. Australia	4-3
11. Canada	3-4
12. Brazil	2-5
13. Senegal	0-7

1971

Team	W-L
1. Soviet Union	9-0
2. Czechoslovakia	7-2
3. Brazil	4-2
4. Korea	6-3
5. Japan	4-5
6. France	3-6
7. Cuba	3-6
8. USA	6-2
9. Australia	5-3
10. Canada	4-4
11. Argentina	2-6
12. Ecuador	1-7
13. Madagascar	0-8

1967

Team	W-L
1. Soviet Union	7-0
2. Korea	5-1
3. Czechoslovakia	4-2
4. German Dem. Republic	4-3
5. Japan	3-4
6. Yugoslavia	2-5
7. Bulgaria	4-2
8. Brazil	3-3
9. Italy	1-5
10. Australia	1-5
11. USA	1-5

1964

Team	W-L
1. Soviet Union	9-0
2. Czechoslovakia	8-1
3. Bulgaria	7-2
4. USA	5-4
5. Brazil	4-5
6. Yugoslavia	3-6
7. Peru	0-6
8. Korea	6-2
9. Japan	3-5
10. France	3-5
11. Chile	3-5
12. Paraguay	2-6
13. Argentina	1-7

1959

Team	W-L
1. Soviet Union	7-0
2. Bulgaria	6-1
3. Czechoslovakia	5-2
4. Yugoslavia	3-4
5. Poland	3-4
6. Romania	2-5
7. Hungary	2-5
8. Korea	0-7

1957

Team	W-L
1. USA	8-1
2. Soviet Union	7-1
3. Czechoslovakia	7-2
4. Brazil	3-3
5. Hungary	5-4
6. Paraguay	2-6
7. Chile	2-7
8. Mexico	5-2
9. Argentina	4-3
10. Australia	2-4
11. Peru	1-6
12. Cuba	0-7

1953

Team	W-L
1. USA	5-1
2. Chile	4-2
3. France	4-2
4. Brazil	4-2
5. Paraguay	4-5
6. Argentina	2-4
7. Peru	3-3
8. Mexico	2-3
9. Switzerland	1-4
10. Cuba	2-5

WOMEN'S OLYMPIC BASKETBALL TOURNAMENT LONDON 2012

FINAL STANDING

Team	W-L
1. USA	8-0
2. France	7-1
3. Australia	6-2
4. Russia	4-4
5. Turkey	4-2
6. China	3-3
7. Czech Republic	2-4
8. Canada	2-4
9. Brazil	1-4
10. Croatia	1-4
11. Great Britain	0-5
12. Angola	0-5

PRELIMINARY ROUND

GROUP A

China b. Czech Republic	66-57
Turkey b. Angola	72-50
USA b. Croatia	81-56
Croatia b. China	58-83
Czech Republic b. Turkey	57-61
Angola b. USA	38-90
China b. Angola	76-52
Croatia b. Czech Republic	70-89
USA b. Turkey	89-58
Angola b. Croatia	56-75
Turkey b. China	82-55
Czech Republic b. USA	61-88
Angola b. Czech Republic	47-82
China b. USA	66-114
Croatia b. Turkey	65-70

Team	W-L
1. USA	5-0
2. Turkey	4-1
3. China	3-2
4. Czech Republic	2-3
5. Croatia	1-4
6. Angola	0-5

GROUP B

Canada b. Russia	53-58
Brazil b. France	58-73
Australia b. Great Britain	74-58
France b. Australia	74-70
Russia b. Brazil	69-59
Great Britain b. Canada	65-73
Canada b. France	60-64
Australia b. Brazil	67-61
Great Britain b. Russia	61-67
Russia b. Australia	66-70
Brazil b. Canada	73-79
France b. Great Britain	80-77
France b. Russia	65-54
Canada b. Australia	63-72
Great Britain b. Brazil	66-78

Team	W-L
1. France	5-0
2. Australia	4-1
3. Russia	3-2
4. Canada	2-3
5. Brazil	1-4
6. Great Britain	0-5

QUARTER-FINALS

USA b. Canada	91-48
Australia b. China	75-60
Turkey b. Russia	63-66
France b. Czech Republic	71-68

SEMI-FINALS

Australia b. USA	73-86
Russia b. France	64-81

FINALS

Australia b. Russia	83-74
USA b. France	86-50

TOP STATS

POINTS

Player Name	Pts
1. Jo Leedham	GBR 16.2
1. Erika Souza	BRA 16.2
3. Lauren Jackson	AUS 15.9
4. Nan Chen	CHN 15.7
5. Natalie Stafford	GBR 15.6
6. Eva Vitecková	CZE 15.2
7. Céline Dumerc	FRA 14.3
8. Sandra Mandir	CRO 14.0
9. Kim Gaucher	CAN 13.8
10. Liz Cambage	AUS 13.6
11. Clarissa Santos	BRA 12.6
12. Zengyu Ma	CHN 12.5
13. Diana Taurasi	USA 12.4
14. Becky Hammon	RUS 12.1
15. Ana Lelas	CRO 12.0
16. Nevriye Yilmaz	TUR 11.2
17. Karla Costa	BRA 11.2
18. Suzy Batkovic	AUS 11.0
19. Angel Mccoughtry	USA 10.9
20. Kuanitra Holingsworth	TUR 10.8

REBOUNDS

Player Name	Pts
1. Clarissa Santos	BRA 9.0
2. Erika Souza	BRA 8.8
3. Lauren Jackson	AUS 7.9
4. Candace Parker	USA 7.8
5. Tina Charles	USA 7.4
6. Nevriye Yilmaz	TUR 7.2
7. Nadir Manuel	ANG 7.0
8. Irina Osipova	RUS 6.8
9. Hana Horakova	CZE 6.8
10. Nan Chen	CHN 6.7
11. Petra Kulichová	CZE 6.5
12. Julie Page	GBR 6.4
13. Suzy Batkovic	AUS 6.0
14. Kuanitra Holingsworth	TUR 5.7
15. Maya Moore	USA 5.6
15. Liz Cambage	AUS 5.6
17. Nacissela Mauricio	ANG 5.6
18. Sandrine Gruda	FRA 5.5
19. Song Gao	CHN 5.3
19. Zengyu Ma	CHN 5.3

ASSISTS

Player Name	Pts
1. Lijie Miao	CHN 6.5
2. Sue Bird	USA 4.5
3. Birseld Vardarli Demirmen	TUR 4.5
4. Shona Thorburn	CAN 4.5
5. Adriana Pinto	BRA 4.4
6. Becky Hammon	RUS 4.0
7. Jenna O'hea	AUS 3.5
8. Céline Dumerc	FRA 3.4
9. Joice Rodrigues	BRA 3.2
9. Ana Lelas	CRO 3.2

STEALS

Player Name	Pts
1. Jelena Ivezić	CRO 2.8
2. Angel Mccoughtry	USA 2.5
3. Jo Leedham	GBR 2.4
4. Hana Horakova	CZE 2.0
5. Isil Alben	TUR 1.8
6. Céline Dumerc	FRA 1.6
6. Tamika Catchings	USA 1.6
8. Maya Moore	USA 1.5
9. Nevriye Yilmaz	TUR 1.5
10. Natalya Vodopyanova	RUS 1.4

BLOCKS

Player Name	Pts
1. Sandrine Gruda	FRA 2.1
2. Ilona Burgrová	CZE 1.7
3. Liz Cambage	AUS 1.6
4. Erika Souza	BRA 1.6
5. Azania Stewart	GBR 1.4
5. Luca Ivankovic	CRO 1.4

TURNOVERS

Player Name	Pts
1. Sandra Mandir	CRO 3.4
2. Erika Souza	BRA 3.2
3. Krista Phillips	CAN 3.0
4. Ana Lelas	CRO 3.0
5. Clarissa Santos	BRA 3.0
6. Nadir Manuel	ANG 2.8
6. Nacissela Mauricio	ANG 2.8
6. Catarina Camufal	ANG 2.8
9. Liz Cambage	AUS 2.5
10. Nan Chen	CHN 2.5

FREE-THROW PERCENTAGE

Player Name	Pts
1 Natalie Stafford	GBR100.0%
2 Adriana Pinto	BRA100.0%
3 Elena Kirillova	RUS100.0%
4 Florence Lepron	FRA100.0%
5 Karla Costa	BRA100.0%
6 Abby Bishop	AUS100.0%
7 Katerina Zohnová	CZE100.0%
8 Temitope Fagbenle	GBR100.0%
9 Rachael Vanderwal	GBR100.0%
10 Jennifer Screen	AUS100.0%

TWO-POINT PERCENTAGE

Player Name	Pts
1 Liz Cambage	AUS 60.3%
2 Jana Veselá	CZE 59.5%
3 Erika Souza	BRA 55.6%
4 Isabelle Yacoubou	FRA 55.1%
5 Sandra Mandir	CRO 53.3%
6 Emilie Gomis	FRA 52.9%
7 Lauren Jackson	AUS 51.6%
8 Candace Parker	USA 50.7%
9 Kuanitra Holingsworth	TUR 50.0%
10 Luisa Tomas	ANG 50.0%

THREE-POINT PERCENTAGE

Player Name	Pts
1 Zengyu Ma	CHN 55.0%
2 Kim Gaucher	CAN 50.0%
3 Eva Vitecková	CZE 48.5%
4 Céline Dumerc	FRA 48.4%
5 Tugba Palazoglu	TUR 47.1%
6 Edwige Lawson-Wade	FRA 45.5%
7 Lauren Jackson	AUS 43.5%
8 Evgeniya Belyakova	RUS 43.3%
9 Diana Taurasi	USA 42.9%
10 Birseld Vardarli Demirmen	TUR 42.9%

FINAL STANDINGS AT WOMEN'S OLYMPIC BASKETBALL TOURNAMENT

2008

Team	W-L
1. USA	8-0
2. Australia	7-1
3. Russia	6-2
4. China	5-3
5. Spain	3-3
6. Belarus	2-4
7. Czech Republic	2-4
8. Korea	2-4
9. Latvia	1-4
10. New Zealand	1-4
11. Brazil	1-4
12. Mali	0-5
13. Madagascar	0-8

2004

Team	W-L
1. USA	8-0
2. Australia	7-1
3. Russia	6-2
4. Brazil	4-4
5. Czech Republic	4-3
6. Spain	4-3
7. Greece	3-4
8. New Zealand	2-5
9. China	2-4
10. Japan	1-5
11. Nigeria	1-5
12. Korea	0-6

2000

Team	W-L
1. USA	8-0
2. Australia	7-1
3. Brazil	4-4
4. Korea	4-4
5. France	5-2
6. Russia	3-4
7. Slovak Republic	3-4
8. Poland	3-4
9. Cuba	2-4
10. Canada	2-4
11. New Zealand	1-5
12. Senegal	0-6

1996

Team	W-L
1. USA	8-0
2. Brazil	7-1
3. Australia	5-3
4. Ukraine	4-4
5. Russia	6-2
6. Cuba	3-5
7. Japan	3-5
8. Italy	3-5
9. China	3-4
10. Korea	3-4
11. Canada	1-6
12. Dem. Rep. of Congo	0-7

1992

Team	W-L
1. Com. of Independent States	4-1
2. China	3-2
3. USA	4-1
4. Cuba	3-2
5. Spain	3-2
6. Czechoslovakia	1-4
7. Brazil	2-3
8. Italy	0-5

1988

Team	W-L
1. USA	5-0
2. Yugoslavia	3-2
3. Soviet Union	3-2
4. Australia	2-3
5. Bulgaria	3-2
6. China	2-3
7. Korea	2-3
8. Czechoslovakia	0-5

1984

Team	W-L
1. USA	6-0
2. Korea	4-2
3. China	3-3
4. Canada	2-4
5. Australia	1-4
6. Yugoslavia	1-4

1980

Team	W-L
1. Soviet Union	6-0
2. Bulgaria	4-2
3. Yugoslavia	4-2
4. Hungary	2-4
5. Cuba	1-4
6. Italy	0-5

1976



Team	W-L
1. Soviet Union	5-0
2. USA	3-2
3. Bulgaria	3-2
4. Czechoslovakia	2-3
5. Japan	2-3
6. Canada	0-5

OLYMPIC ACHIEVEMENTS

TOP 10 TEAM ACHIEVEMENTS

Player	 Gold	 Silver	 Bronze	Participations
1. USA	7	1	1	9
2. Soviet Union	2	0	1	3
3. Com. of Independent States	1	0	0	1
4. Australia	0	3	2	7
5. China	0	1	1	7
6. Brazil	0	1	1	6
7. Bulgaria	0	1	1	3
8. Yugoslavia	0	1	1	3
9. Korea	0	1	0	6
10. France	0	1	0	2

TOP 10 PLAYERS ACHIEVEMENTS

Player	 Gold	 Silver	 Bronze	Total	Year(s) of participation
Teresa Edwards (USA)	4		1	5	1984(G), 1988(G), 1992(B), 1996(G), 2000(G)
Lisa Leslie (USA)	4			4	1996(G), 2000(G), 2004(G), 2008(G)
Sue Bird (USA)	3			3	2004(G), 2008(G), 2012(G)
Tamika Catchings (USA)	3			3	2004(G), 2008(G), 2012(G)
Diana Taurasi (USA)	3			3	2004(G), 2008(G), 2012(G)
Katie Smith (USA)	3			3	2000(G), 2004(G), 2008(G)
Dawn Michelle Staley (USA)	3			3	1996(G), 2000(G), 2004(G)
Sheryl Denise Swoopes (USA)	3			3	1996(G), 2000(G), 2004(G)
Katrina Felicia McClain (USA)	2		1	3	1988(G), 1992(B), 1996(G)
Seimone Augustus (USA)	2			2	2008(G), 2012(G)
Sylvia Fowles (USA)	2			2	2008(G), 2012(G)
Candace Parker (USA)	2			2	2008(G), 2012(G)
Swin Cash (USA)	2			2	2004(G), 2012(G)
Tina Thompson (USA)	2			2	2004(G), 2008(G)
Delisha Milton-Jones (USA)	2			2	2000(G), 2008(G)
Yolanda Evette Griffith (USA)	2			2	2000(G), 2004(G)
Alice Ruth Bolton (USA)	2			2	1996(G), 2000(G)
Nikki Kesangane Mc Cray (USA)	2			2	1996(G), 2000(G)
Anne Theresa Donovan (USA)	2			2	1984(G), 1988(G)
Nelly Feriabnikova (URS)	2			2	1976(G), 1980(G)

HEAD-TO-HEAD RESULTS

AUSTRALIA

AUSTRALIA - BELARUS: 3-0

2014	WMW	Australia vs. Belarus	87-45
2010	WMW	Australia vs. Belarus	83-59
2008	WOLYW	Australia vs. Belarus	83-64

AUSTRALIA - BRASIL: 12-2

2012	WOLYW	Australia vs. Brazil	67-61
2008	WOLYW	Australia vs. Brazil	80-65
2006	WMW	Australia vs. Brazil	88-76
2006	WMW	Australia vs. Brazil	82-73
2004	WOLYW	Australia vs. Brazil	88-75
2004	WOLYW	Australia vs. Brazil	84-66
2002	WMW	Australia vs. Brazil	74-75
2000	WOLYW	Australia vs. Brazil	64-52
2000	WOLYW	Australia vs. Brazil	81-70
1998	WMW	Australia vs. Brazil	72-67
1998	WMW	Australia vs. Brazil	76-75
1986	WMW	Australia vs. Brazil	72-57
1975	WMW	Australia vs. Brazil	82-65
1967	WMW	Australia vs. Brazil	58-74

AUSTRALIA - CANADA: 7-4

2014	WMW	Australia vs. Canada	63-52
2012	WOLYW	Australia vs. Canada	72-63
2010	WMW	Australia vs. Canada	72-47
2006	WMW	Australia vs. Canada	97-65
2000	WOLYW	Australia vs. Canada	78-46
1994	WMW	Australia vs. Canada	90-72
1984	WOLYW	Australia vs. Canada	46-56
1983	WMW	Australia vs. Canada	53-56
1979	WMW	Australia vs. Canada	57-66
1975	WMW	Australia vs. Canada	71-73
1971	WMW	Australia vs. Canada	55-48

AUSTRALIA - CHINA: 4-4

2012	WOLYW	Australia vs. China	75-60
2010	WMW	Australia vs. China	91-68
2008	WOLYW	Australia vs. China	90-56
2002	WMW	Australia vs. China	101-72
1994	WMW	Australia vs. China	65-66
1994	WMW	Australia vs. China	67-87
1986	WMW	Australia vs. China	57-77
1984	WOLYW	Australia vs. China	64-67

AUSTRALIA - SPAIN: 3-0

2006	WMW	Australia vs. Spain	72-68
2002	WMW	Australia vs. Spain	73-58
1998	WMW	Australia vs. Spain	87-54

AUSTRALIA - FRANCE: 7-0

2012	WOLYW	Australia vs. France	70-74
2010	WMW	Australia vs. France	74-62
2010	WMW	Australia vs. France	62-52
2006	WMW	Australia vs. France	79-66
2002	WMW	Australia vs. France	78-52
2000	WOLYW	Australia vs. France	69-62
1979	WMW	Australia vs. France	59-46

AUSTRALIA - JAPAN: 6-1

2004	WOLYW	Australia vs. Japan	97-78
2002	WMW	Australia vs. Japan	98-53
1994	WMW	Australia vs. Japan	60-58
1983	WMW	Australia vs. Japan	84-58
1979	WMW	Australia vs. Japan	61-60
1975	WMW	Australia vs. Japan	62-60
1971	WMW	Australia vs. Japan	50-77

AUSTRALIA - SENEGAL: 3-0

2006	WMW	Australia vs. Senegal	95-55
2000	WOLYW	Australia vs. Senegal	96-39
1975	WMW	Australia vs. Senegal	74-25

AUSTRALIA - TURKEY: 1-0

2014	WMW	Australia vs. Turkey	74-44
------	-----	----------------------	-------

AUSTRALIA - USA: 0-17

2014	WMW	Australia vs. USA	70-82
2012	WOLYW	Australia vs. USA	73-86
2010	WMW	Australia vs. USA	75-83
2008	WOLYW	Australia vs. USA	65-92
2004	WOLYW	Australia vs. USA	63-74
2002	WMW	Australia vs. USA	56-71
2000	WOLYW	Australia vs. USA	54-76
1996	WOLYW	Australia vs. USA	71-93
1996	WOLYW	Australia vs. USA	79-96
1994	WMW	Australia vs. USA	95-100
1994	WMW	Australia vs. USA	70-88
1986	WMW	Australia vs. USA	50-76
1984	WOLYW	Australia vs. USA	47-81
1979	WMW	Australia vs. USA	59-74
1975	WMW	Australia vs. USA	52-65
1971	WMW	Australia vs. USA	49-60
1967	WMW	Australia vs. USA	38-42

BELARUS

BELARUS - AUSTRALIA: 0-3

2014	WMW	Belarus vs. Australia	45-87
2010	WMW	Belarus vs. Australia	59-83
2008	WOLYW	Belarus vs. Australia	64-83

BELARUS - BRAZIL: 1-1

2008	WOLYW	Belarus vs. Brazil	53-68
2008	WOLYTW	Belarus vs. Brazil	86-79

BELARUS - CANADA: 1-0

2010	WMW	Belarus vs. Canada	61-49
------	-----	--------------------	-------

BELARUS - CHINA: 1-2

2016	WOLYTW	Belarus vs. China	70-84
2014	WMW	Belarus vs. China	67-72
2010	WMW	Belarus vs. China	68-57
2008	WOLYW	Belarus vs. China	62-77

BELARUS - SPAIN: 0-5

2015	EMSW	Belarus vs. Spain	58-74
2010	WMW	Belarus vs. Spain	68-77
2009	EMSW	Belarus vs. Spain	56-63
2007	EMSW	Belarus vs. Spain	54-70
2007	EMSW	Belarus vs. Spain	62-76

BELARUS - FRANCE: 0-6

2015	EMSW	Belarus vs. France	58-64
2013	EMSW	Belarus vs. France	50-58
2010	WMW	Belarus vs. France	48-58
2009	EMSW	Belarus vs. France	56-64
2009	EMSW	Belarus vs. France	61-63
2007	EMSW	Belarus vs. France	60-72

BELARUS - SERBIA: 1-2

2015	EMSW	Belarus vs. Serbia	72-74
2013	EMSW	Belarus vs. Serbia	48-54
2007	EMSW	Belarus vs. Serbia	79-53

BELARUS - TURKEY: 2-2

2015	EMSW	Belarus vs. Turkey	67-52
2013	EMSW	Belarus vs. Turkey	41-55
2011	EMSW	Belarus vs. Turkey	56-65
2009	EMSW	Belarus vs. Turkey	86-70

BELARUS - USA: 0-1

2010	WMW	Belarus vs. USA	61-107
------	-----	-----------------	--------

BRASIL

BRASIL - AUSTRALIA: 2-12

2012	WOLYW	Brazil vs. Australia	61-67
2008	WOLYW	Brazil vs. Australia	65-80
2006	WMW	Brazil vs. Australia	76-88
2006	WMW	Brazil vs. Australia	73-82
2004	WOLYW	Brazil vs. Australia	75-88
2004	WOLYW	Brazil vs. Australia	66-84
2002	WMW	Brazil vs. Australia	75-74
2000	WOLYW	Brazil vs. Australia	52-64
2000	WOLYW	Brazil vs. Australia	70-81
1998	WMW	Brazil vs. Australia	67-72
1998	WMW	Brazil vs. Australia	75-76
1986	WMW	Brazil vs. Australia	57-72
1975	WMW	Brazil vs. Australia	65-82
1967	WMW	Brazil vs. Australia	74-58

BRASIL - BELARUS: 1-1

2008	WOLYW	Brazil vs. Belarus	68-53
2008	WOLYTW	Brazil vs. Belarus	79-86

BRASIL - CANADA: 10-5

2015	COPSW	Brazil vs. Canada	66-83
2012	WOLYW	Brazil vs. Canada	73-79
2011	COPSW	Brazil vs. Canada	56-39
2010	WMW	Brazil vs. Canada	64-58
2009	COPSW	Brazil vs. Canada	61-45
2006	WMW	Brazil vs. Canada	82-41
2005	COPSW	Brazil vs. Canada	76-64
2003	COQTW	Brazil vs. Canada	71-65
2001	COASW	Brazil vs. Canada	69-58
2000	WOLYW	Brazil vs. Canada	60-61
1999	COQTW	Brazil vs. Canada	72-66
1996	WOLYW	Brazil vs. Canada	69-56
1990	WMW	Brazil vs. Canada	56-74
1986	WMW	Brazil vs. Canada	75-82
1975	WMW	Brazil vs. Canada	93-83

BRASIL - CHINA: 4-4

2002	WMW	Brazil vs. China	80-81
2002	WMW	Brazil vs. China	85-73
1996	WOLYW	Brazil vs. China	98-83
1994	WMW	Brazil vs. China	96-87
1994	WMW	Brazil vs. China	90-97
1990	WMW	Brazil vs. China	90-95
1990	WMW	Brazil vs. China	100-97
1983	WMW	Brazil vs. China	71-72

BRASIL - 3-4

2014	WMW	Brazil vs. Spain	56-83
2010	WMW	Brazil vs. Spain	57-69
2008	WOLYTW	Brazil vs. Spain	71-68
2006	WMW	Brazil vs. Spain	66-67
2004	WOLYW	Brazil vs. Spain	67-63
2002	WMW	Brazil vs. Spain	68-78
1994	WMW	Brazil vs. Spain	92-87

BRASIL - FRANCE: 2-5

2014	WMW	Brazil vs. France	48-61
2012	WOLYW	Brazil vs. France	58-73
2002	WMW	Brazil vs. France	74-65
2000	WOLYW	Brazil vs. France	70-73
1979	WMW	Brazil vs. France	64-76
1971	WMW	Brazil vs. France	55-51
1953	WMW	Brazil vs. France	37-49

BRASIL - JAPAN: 2-5

2014	WMW	Brazil vs. Japan	79-56
2010	WMW	Brazil vs. Japan	84-79
2010	WMW	Brazil vs. Japan	93-91
2004	WOLYW	Brazil vs. Japan	128-62
1996	WOLYW	Brazil vs. Japan	100-80
1990	WMW	Brazil vs. Japan	100-90
1990	WMW	Brazil vs. Japan	91-79
1979	WMW	Brazil vs. Japan	57-55
1971	WMW	Brazil vs. Japan	77-76
1967	WMW	Brazil vs. Japan	63-67
1964	WMW	Brazil vs. Japan	80-50

BRASIL - SENEGAL: 5-0

2002	WMW	Brazil vs. Senegal	93-52
2000	WOLYW	Brazil vs. Senegal	82-48
1990	WMW	Brazil vs. Senegal	75-55
1979	WMW	Brazil vs. Senegal	98-57
1975	WMW	Brazil vs. Senegal	87-48

BRASIL - USA: 7-8

2006	WMW	Brazil vs. USA	59-99
1998	WMW	Brazil vs. USA	79-93
1997	COASW	Brazil vs. USA	101-95
1997	COASW	Brazil vs. USA	87-83
1996	WOLYW	Brazil vs. USA	87-111
1994	WMW	Brazil vs. USA	110-107
1993	COASW	Brazil vs. USA	99-92
1993	COASW	Brazil vs. USA	92-106
1989	COASW	Brazil vs. USA	95-90
1983	WMW	Brazil vs. USA	78-109
1975	WMW	Brazil vs. USA	72-104
1967	WMW	Brazil vs. USA	56-44
1964	WMW	Brazil vs. USA	43-51
1957	WMW	Brazil vs. USA	44-67
1953	WMW	Brazil vs. USA	29-23

CANADA

CANADA - AUSTRALIA: 4-7

2014	WMW	Canada vs. Australia	52-63
2012	WOLYW	Canada vs. Australia	63-72
2010	WMW	Canada vs. Australia	47-72
2006	WMW	Canada vs. Australia	65-97
2000	WOLYW	Canada vs. Australia	46-78
1994	WMW	Canada vs. Australia	72-90
1984	WOLYW	Canada vs. Australia	56-46
1983	WMW	Canada vs. Australia	56-53
1979	WMW	Canada vs. Australia	66-57
1975	WMW	Canada vs. Australia	73-71
1971	WMW	Canada vs. Australia	48-55
2010	WMW	Canada vs. Belarus	49-61

CANADA - BRAZIL: 5-10

2015	COPSW	Canada vs. Brazil	83-66
2012	WOLYW	Canada vs. Brazil	79-73
2011	COPSW	Canada vs. Brazil	39-56
2010	WMW	Canada vs. Brazil	58-64
2009	COPSW	Canada vs. Brazil	45-61
2006	WMW	Canada vs. Brazil	41-82
2005	COPSW	Canada vs. Brazil	64-76
2003	COQTW	Canada vs. Brazil	65-71
2001	COASW	Canada vs. Brazil	58-69
2000	WOLYW	Canada vs. Brazil	61-60
1999	COQTW	Canada vs. Brazil	66-72
1996	WOLYW	Canada vs. Brazil	56-69
1990	WMW	Canada vs. Brazil	74-56
1986	WMW	Canada vs. Brazil	82-75
1975	WMW	Canada vs. Brazil	83-93

CANADA - CHINA: 4-3

2014	WMW	Canada vs. China	61-53
2010	WMW	Canada vs. China	65-61
2006	WMW	Canada vs. China	65-61
1996	WOLYW	Canada vs. China	49-61
1984	WOLYW	Canada vs. China	57-63
1984	WOLYW	Canada vs. China	66-61
1983	WMW	Canada vs. China	66-74

CANADA - SPAIN: 1-1

2006	WMW	Canada vs. Spain	57-85
1994	WMW	Canada vs. Spain	70-65

CANADA - FRANCE: 3-5

2014	WMW	Canada vs. France	55-40
2014	WMW	Canada vs. France	59-63
2012	WOLYW	Canada vs. France	60-64
2012	WOLYTW	Canada vs. France	47-56
2010	WMW	Canada vs. France	47-49
2000	WOLYW	Canada vs. France	58-70
1994	WMW	Canada vs. France	66-55
1979	WMW	Canada vs. France	72-59

CANADA - JAPAN: 4-2

2012	WOLYTW	Canada vs. Japan	71-63
1996	WOLYW	Canada vs. Japan	85-95
1990	WMW	Canada vs. Japan	75-69
1983	WMW	Canada vs. Japan	71-52
1979	WMW	Canada vs. Japan	56-55
1976	WOLYW	Canada vs. Japan	89-121

CANADA - SENEGAL: 3-0

2006	WMW	Canada vs. Senegal	65-64
2000	WOLYW	Canada vs. Senegal	62-41
1975	WMW	Canada vs. Senegal	76-37

CANADA - TURKEY: 0-1

2014	WMW	Canada vs. Turkey	44-55
------	-----	-------------------	-------

CANADA - USA: 1-11

2012	WOLYW	Canada vs. USA	48-91
2010	WMW	Canada vs. USA	46-87
2007	COPSW	Canada vs. USA	37-85
1997	COASW	Canada vs. USA	66-85
1994	WMW	Canada vs. USA	65-98
1990	WMW	Canada vs. USA	70-95
1986	WMW	Canada vs. USA	59-82
1984	WOLYW	Canada vs. USA	61-92
1979	WMW	Canada vs. USA	61-77
1976	WOLYW	Canada vs. USA	75-89
1975	WMW	Canada vs. USA	74-68
1971	WMW	Canada vs. USA	60-80

CHINA

CHINA - AUSTRALIA: 3-5

2012	WOLYW	China vs. Australia	60-75
2010	WMW	China vs. Australia	68-91
2008	WOLYW	China vs. Australia	56-90
2002	WMW	China vs. Australia	72-101
1994	WMW	China vs. Australia	66-65
1994	WMW	China vs. Australia	87-67
1986	WMW	China vs. Australia	77-57
1984	WOLYW	China vs. Australia	67-64

CHINA - BELARUS: 3-1

2016	WOLYTW	China vs. Belarus	84-70
2014	WMW	China vs. Belarus	72-67
2010	WMW	China vs. Belarus	57-68
2008	WOLYW	China vs. Belarus	77-62

CHINA - BRAZIL: 4-4

2002	WMW	China vs. Brazil	81-80
2002	WMW	China vs. Brazil	73-85
1996	WOLYW	China vs. Brazil	83-98
1994	WMW	China vs. Brazil	87-96
1994	WMW	China vs. Brazil	97-90
1990	WMW	China vs. Brazil	95-90
1990	WMW	China vs. Brazil	97-100
1983	WMW	China vs. Brazil	72-71

CHINA - CANADA: 3-4

2014	WMW	China vs. Canada	53-61
2010	WMW	China vs. Canada	61-65
2006	WMW	China vs. Canada	61-65
1996	WOLYW	China vs. Canada	61-49
1984	WOLYW	China vs. Canada	63-57
1984	WOLYW	China vs. Canada	61-66
1983	WMW	China vs. Canada	74-66

CHINA - SPAIN: 3-6

2016	WOLYTW	China vs. Spain	43-77
2014	WMW	China vs. Spain	55-71
2008	WOLYW	China vs. Spain	67-64
2004	WOLYW	China vs. Spain	67-75
2002	WMW	China vs. Spain	72-91
2002	WMW	China vs. Spain	72-59
1998	WMW	China vs. Spain	55-72
1994	WMW	China vs. Spain	60-76
1992	WOLYW	China vs. Spain	66-63

CHINA - FRANCE: 1-0

2006	WMW	China vs. France	66-64
------	-----	------------------	-------

CHINA - JAPAN: 25-7

2015	ASMW	China vs. Japan	50-85
2015	ASMW	China vs. Japan	56-57
2013	ASMW	China vs. Japan	55-62
2011	ASMW	China vs. Japan	76-62
2011	ASMW	China vs. Japan	76-53
2009	ASMW	China vs. Japan	75-58
2007	ASMW	China vs. Japan	74-62
2007	ASMW	China vs. Japan	67-72
2005	ASMW	China vs. Japan	107-65
2004	WOLYW	China vs. Japan	82-63
2003	ASMW	China vs. Japan	92-80
2003	ASMW	China vs. Japan	100-79
2001	ASMW	China vs. Japan	105-76
2001	ASMW	China vs. Japan	95-70
1999	ASMW	China vs. Japan	72-69
1998	WMW	China vs. Japan	94-93
1997	ASMW	China vs. Japan	97-77
1997	ASMW	China vs. Japan	77-90
1996	WOLYW	China vs. Japan	72-75
1995	ASMW	China vs. Japan	80-70
1994	WMW	China vs. Japan	82-65
1994	ASMW	China vs. Japan	67-76
1992	ASMW	China vs. Japan	83-80
1990	ASMW	China vs. Japan	104-69
1988	ASMW	China vs. Japan	92-60
1986	ASMW	China vs. Japan	107-64
1986	ASMW	China vs. Japan	107-64
1984	ASMW	China vs. Japan	90-40
1982	ASMW	China vs. Japan	68-56
1980	ASMW	China vs. Japan	91-65
1978	ASMW	China vs. Japan	72-41
1976	ASMW	China vs. Japan	62-33

CHINA - SENEGAL: 3-0

2010	WMW	China vs. Senegal	71-69
2002	WMW	China vs. Senegal	81-63
1990	WMW	China vs. Senegal	106-55

CHINA - SERBIA: 1-1

2014	WMW	China vs. Serbia	85-69
2014	WMW	China vs. Serbia	63-65

CHINA - TURKEY: 0-1

2012	WOLYW	China vs. Turkey	55-82
------	-------	------------------	-------

CHINA - USA: 0-11

2014	WMW	China vs. USA	56-87
2012	WOLYW	China vs. USA	66-114
2008	WOLYW	China vs. USA	63-108
2006	WMW	China vs. USA	72-119
2004	WOLYW	China vs. USA	62-100
1998	WMW	China vs. USA	54-70
1992	WOLYW	China vs. USA	67-93
1988	WOLYW	China vs. USA	79-94
1986	WMW	China vs. USA	74-99
1984	WOLYW	China vs. USA	55-91
1983	WMW	China vs. USA	91-101

SPAIN

SPAIN - AUSTRALIA: 0-3

2006	WMW	Spain vs. Australia	68-72
2002	WMW	Spain vs. Australia	58-73
1998	WMW	Spain vs. Australia	54-87

SPAIN - BELARUS: 5-0

2015	EMSW	Spain vs. Belarus	74-58
2010	WMW	Spain vs. Belarus	77-68
2009	FMSW	Spain vs. Belarus	63-56
2007	EMSW	Spain vs. Belarus	70-54
2007	EMSW	Spain vs. Belarus	76-62

SPAIN - BRAZIL: 4-3

2014	WMW	Spain vs. Brazil	83-56
2010	WMW	Spain vs. Brazil	69-57
2008	WOLYTW	Spain vs. Brazil	68-71
2006	WMW	Spain vs. Brazil	67-66
2004	WOLYW	Spain vs. Brazil	63-67
2002	WMW	Spain vs. Brazil	78-68
1994	WMW	Spain vs. Brazil	87-92

SPAIN - CANADA: 1-1

2006	WMW	Spain vs. Canada	85-57
1994	WMW	Spain vs. Canada	65-70

SPAIN - CHINA: 6-3

2016	WOLYTW	Spain vs. China	77-43
2014	WMW	Spain vs. China	71-55
2008	WOLYW	Spain vs. China	64-67
2004	WOLYW	Spain vs. China	75-67
2002	WMW	Spain vs. China	91-72
2002	WMW	Spain vs. China	59-72
1998	WMW	Spain vs. China	72-55
1994	WMW	Spain vs. China	76-60
1992	WOLYW	Spain vs. China	63-66

SPAIN - FRANCE: 6-3

2015	EMSW	Spain vs. France	58-63
2013	EMSW	Spain vs. France	70-69
2011	EMSW	Spain vs. France	55-79
2010	WMW	Spain vs. France	74-71
2007	EMSW	Spain vs. France	63-53
2002	WMW	Spain vs. France	69-59
2001	EMSW	Spain vs. France	64-70
1993	EMSW	Spain vs. France	63-53
1980	EMSW	Spain vs. France	75-55

SPAIN - JAPAN: 4-0

2014	WMW	Spain vs. Japan	74-50
2010	WMW	Spain vs. Japan	86-59
2002	WMW	Spain vs. Japan	100-63
1998	WMW	Spain vs. Japan	97-58

SPAIN - SERBIA: 4-0

2015	EMSW	Spain vs. Serbia	91-80
2013	EMSW	Spain vs. Serbia	88-69
2007	EMSW	Spain vs. Serbia	79-76
2005	EMSW	Spain vs. Serbia	69-52

SPAIN - TURKEY: 3-0

2014	WMW	Spain vs. Turkey	66-56
2013	EMSW	Spain vs. Turkey	61-48
2005	EMSW	Spain vs. Turkey	78-64

SPAIN - USA: 0-8

2014	WMW	Spain vs. USA	64-77
2010	WMW	Spain vs. USA	70-106
2008	WOLYW	Spain vs. USA	55-93
2004	WOLYW	Spain vs. USA	58-71
2002	WMW	Spain vs. USA	55-94
1998	WMW	Spain vs. USA	68-79
1994	WMW	Spain vs. USA	71-92
1992	WOLYW	Spain vs. USA	59-114

FRANCE

FRANCE - AUSTRALIA: 1-7

2012	WOLYW	France vs. Australia	74-70
2010	WMW	France vs. Australia	62-74
2010	WMW	France vs. Australia	52-62
2006	WMW	France vs. Australia	66-79
2002	WMW	France vs. Australia	52-78
2000	WOLYW	France vs. Australia	62-69
1979	WMW	France vs. Australia	46-59

FRANCE - BELARUS: 6-0

2015	EMSW	France vs. Belarus	64-58
2013	EMSW	France vs. Belarus	58-50
2010	WMW	France vs. Belarus	58-48
2009	EMSW	France vs. Belarus	64-56
2009	EMSW	France vs. Belarus	63-61
2007	EMSW	France vs. Belarus	72-60

FRANCE - BRAZIL: 5-2

2014	WMW	France vs. Brazil	61-48
2012	WOLYW	France vs. Brazil	73-58
2002	WMW	France vs. Brazil	65-74
2000	WOLYW	France vs. Brazil	73-70
1979	WMW	France vs. Brazil	76-64
1971	WMW	France vs. Brazil	51-55
1953	WMW	France vs. Brazil	49-37

FRANCE - CANADA: 5-3

2014	WMW	France vs. Canada	40-55
2014	WMW	France vs. Canada	63-59
2012	WOLYW	France vs. Canada	64-60
2012	WOLYTW	France vs. Canada	56-47
2010	WMW	France vs. Canada	49-47
2000	WOLYW	France vs. Canada	70-58
1994	WMW	France vs. Canada	55-66
1979	WMW	France vs. Canada	59-72

FRANCE - CHINA: 0-1

2006	WMW	France vs. China	64-66
------	-----	------------------	-------

FRANCE - SPAIN: 3-6

2015	EMSW	France vs. Spain	63-58
2013	EMSW	France vs. Spain	69-70
2011	EMSW	France vs. Spain	79-55
2010	WMW	France vs. Spain	71-74
2007	EMSW	France vs. Spain	53-63
2002	WMW	France vs. Spain	59-69
2001	EMSW	France vs. Spain	70-64
1993	EMSW	France vs. Spain	53-63
1980	EMSW	France vs. Spain	55-75

FRANCE - JAPAN: 1-3

1994	WMW	France vs. Japan	82-81
1979	WMW	France vs. Japan	49-64
1971	WMW	France vs. Japan	67-68
1964	WMW	France vs. Japan	57-65

FRANCE - SENEGAL: 3-0

2010	WMW	France vs. Senegal	83-45
2000	WOLYW	France vs. Senegal	75-39
1979	WMW	France vs. Senegal	68-38

FRANCE - SERBIA: 3-1

2015	EMSW	France vs. Serbia	68-76
2014	WMW	France vs. Serbia	88-74
2013	EMSW	France vs. Serbia	76-32
2007	EMSW	France vs. Serbia	68-60

FRANCE - TURKEY: 2-3

2015	EMSW	France vs. Turkey	56-66
2014	WMW	France vs. Turkey	48-50
2013	EMSW	France vs. Turkey	57-49
2011	EMSW	France vs. Turkey	62-68
2009	EMSW	France vs. Turkey	55-43

FRANCE - USA: 1-8

2014	WMW	France vs. USA	72-94
2012	WOLYW	France vs. USA	50-86
2010	WMW	France vs. USA	60-8

2006	WMW	France vs. USA	41-76
2002	WMW	France vs. USA	68-101
1979	WMW	France vs. USA	59-80
1971	WMW	France vs. USA	68-51
1964	WMW	France vs. USA	37-48
1953	WMW	France vs. USA	37-41

JAPAN

JAPAN - AUSTRALIA: 1-6

2004	WOLYW	Japan vs. Australia	78-97
2002	WMW	Japan vs. Australia	53-98
1994	WMW	Japan vs. Australia	58-60
1983	WMW	Japan vs. Australia	58-84
1979	WMW	Japan vs. Australia	60-61
1975	WMW	Japan vs. Australia	60-62
1971	WMW	Japan vs. Australia	77-50

JAPAN - BRAZIL: 1-10

2014	WMW	Japan vs. Brazil	56-79
2010	WMW	Japan vs. Brazil	79-84
2010	WMW	Japan vs. Brazil	91-93
2004	WOLYW	Japan vs. Brazil	62-128
1996	WOLYW	Japan vs. Brazil	80-100
1990	WMW	Japan vs. Brazil	90-100
1990	WMW	Japan vs. Brazil	79-91
1979	WMW	Japan vs. Brazil	55-57
1971	WMW	Japan vs. Brazil	76-77
1967	WMW	Japan vs. Brazil	67-63
1964	WMW	Japan vs. Brazil	50-80

JAPAN - CANADA: 2-4

2012	WOLYTW	Japan vs. Canada	63-71
1996	WOLYW	Japan vs. Canada	95-85
1990	WMW	Japan vs. Canada	69-75
1983	WMW	Japan vs. Canada	52-71
1979	WMW	Japan vs. Canada	55-56
1976	WOLYW	Japan vs. Canada	121-89

JAPAN - CHINA: 7-25

2015	ASMW	Japan vs. China	85-50
2015	ASMW	Japan vs. China	57-56
2013	ASMW	Japan vs. China	62-55
2011	ASMW	Japan vs. China	62-76
2011	ASMW	Japan vs. China	53-76
2009	ASMW	Japan vs. China	58-75
2007	ASMW	Japan vs. China	62-74
2007	ASMW	Japan vs. China	72-67
2005	ASMW	Japan vs. China	65-107
2004	WOLYW	Japan vs. China	63-82
2003	ASMW	Japan vs. China	80-92
2003	ASMW	Japan vs. China	79-100
2001	ASMW	Japan vs. China	76-105
2001	ASMW	Japan vs. China	70-95
1999	ASMW	Japan vs. China	69-72
1998	WMW	Japan vs. China	93-94
1997	ASMW	Japan vs. China	77-97
1997	ASMW	Japan vs. China	90-77
1996	WOLYW	Japan vs. China	75-72
1995	ASMW	Japan vs. China	70-80
1994	WMW	Japan vs. China	65-82
1994	ASMW	Japan vs. China	76-67
1992	ASMW	Japan vs. China	80-83
1990	ASMW	Japan vs. China	69-104
1988	ASMW	Japan vs. China	60-92
1986	ASMW	Japan vs. China	64-107
1986	ASMW	Japan vs. China	64-107
1984	ASMW	Japan vs. China	40-90
1982	ASMW	Japan vs. China	56-68
1980	ASMW	Japan vs. China	65-91
1978	ASMW	Japan vs. China	41-72
1976	ASMW	Japan vs. China	33-62

JAPAN - SPAIN: 0-4

2014	WMW	Japan vs. Spain	50-74
2010	WMW	Japan vs. Spain	59-86
2002	WMW	Japan vs. Spain	63-100
1998	WMW	Japan vs. Spain	58-97

JAPAN - FRANCE: 3-1

1994	WMW	Japan vs. France	81-82
1979	WMW	Japan vs. France	64-49
1971	WMW	Japan vs. France	68-67
1964	WMW	Japan vs. France	65-57

JAPAN - SENEGAL: 4-0

2008	WOLYTW	Japan vs. Senegal	71-69
2002	WMW	Japan vs. Senegal	91-89
1998	WMW	Japan vs. Senegal	73-66
1979	WMW	Japan vs. Senegal	84-32

JAPAN - TURKEY: 0-1

2012	WOLYTW	Japan vs. Turkey	49-65
------	--------	------------------	-------

JAPAN - USA: 2-3

1998	WMW	Japan vs. USA	89-95
1996	WOLYTW	Japan vs. USA	93-108
1979	WMW	Japan vs. USA	65-84
1976	WOLYTW	Japan vs. USA	84-71
1975	WMW	Japan vs. USA	73-71

SENEGAL
SENEGAL - AUSTRALIA: 0-3

2006	WMW	Senegal vs. Australia	55-95
2000	WOLYTW	Senegal vs. Australia	39-96
1975	WMW	Senegal vs. Australia	25-74

SENEGAL - BRAZIL: 0-5

2002	WMW	Senegal vs. Brazil	52-93
2000	WOLYTW	Senegal vs. Brazil	48-82
1990	WMW	Senegal vs. Brazil	55-75
1979	WMW	Senegal vs. Brazil	57-98
1975	WMW	Senegal vs. Brazil	48-87

SENEGAL - CANADA: 0-3

2006	WMW	Senegal vs. Canada	64-65
2000	WOLYTW	Senegal vs. Canada	41-62
1975	WMW	Senegal vs. Canada	37-76

SENEGAL - CHINA: 0-3

2010	WMW	Senegal vs. China	69-71
2002	WMW	Senegal vs. China	63-81
1990	WMW	Senegal vs. China	55-106

SENEGAL - FRANCE: 0-3

2010	WMW	Senegal vs. France	45-83
2000	WOLYTW	Senegal vs. France	39-75
1979	WMW	Senegal vs. France	38-68

SENEGAL - JAPAN: 0-4

2008	WOLYTW	Senegal vs. Japan	69-71
2002	WMW	Senegal vs. Japan	89-91
1998	WMW	Senegal vs. Japan	66-73
1979	WMW	Senegal vs. Japan	32-84

SENEGAL - USA: 0-4

2010	WMW	Senegal vs. USA	52-108
1998	WMW	Senegal vs. USA	48-77
1990	WMW	Senegal vs. USA	36-106
1975	WMW	Senegal vs. USA	33-89

SERBIA
SERBIA - BELARUS: 2-1

2015	EMSW	Serbia vs. Belarus	74-72
2013	EMSW	Serbia vs. Belarus	54-48
2007	EMSW	Serbia vs. Belarus	53-79

SERBIA - CHINA: 1-1

2014	WMW	Serbia vs. China	69-85
2014	WMW	Serbia vs. China	65-63

SERBIA - SPAIN: 0-4

2015	EMSW	Serbia vs. Spain	80-91
2013	EMSW	Serbia vs. Spain	69-88
2007	EMSW	Serbia vs. Spain	76-79
2005	EMSW	Serbia vs. Spain	52-69

SERBIA - FRANCE: 1-3

2015	EMSW	Serbia vs. France	76-68
2014	WMW	Serbia vs. France	74-88
2013	EMSW	Serbia vs. France	32-76
2007	EMSW	Serbia vs. France	60-68

SERBIA - TURKEY: 1-4

2015	EMSW	Serbia vs. Turkey	75-63
2014	WMW	Serbia vs. Turkey	61-62
2013	EMSW	Serbia vs. Turkey	71-92
2009	EMSW	Serbia vs. Turkey	55-65
2005	EMSW	Serbia vs. Turkey	69-81

SERBIA - USA: 0-1

2014	WMW	Serbia vs. USA	74-94
------	-----	----------------	-------

TURKEY
TURKEY - AUSTRALIA: 0-1

2014	WMW	Turkey vs. Australia	44-74
------	-----	----------------------	-------

TURKEY - BELARUS: 2-2

2015	EMSW	Turkey vs. Belarus	52-67
2013	EMSW	Turkey vs. Belarus	55-41
2011	EMSW	Turkey vs. Belarus	65-56
2009	EMSW	Turkey vs. Belarus	70-86

TURKEY - CANADA: 1-0

2014	WMW	Turkey vs. Canada	55-44
------	-----	-------------------	-------

TURKEY - CHINA: 1-0

2012	WOLYTW	Turkey vs. China	82-55
------	--------	------------------	-------

TURKEY - SPAIN: 0-3

2014	WMW	Turkey vs. Spain	56-66
2013	EMSW	Turkey vs. Spain	48-61
2005	EMSW	Turkey vs. Spain	64-78

TURKEY - FRANCE: 3-1

2015	EMSW	Turkey vs. France	66-56
2014	WMW	Turkey vs. France	50-48
2013	EMSW	Turkey vs. France	49-57
2011	EMSW	Turkey vs. France	68-62
2009	EMSW	Turkey vs. France	43-55

TURKEY - JAPAN: 1-0

2012	WOLYTW	Turkey vs. Japan	65-49
------	--------	------------------	-------

TURKEY - SERBIA: 4-1

2015	EMSW	Turkey vs. Serbia	63-75
2014	WMW	Turkey vs. Serbia	62-61
2013	EMSW	Turkey vs. Serbia	92-71
2009	EMSW	Turkey vs. Serbia	65-55
2005	EMSW	Turkey vs. Serbia	81-69

TURKEY - USA: 0-1

2012	WOLYTW	Turkey vs. USA	58-89
------	--------	----------------	-------

USA
USA - AUSTRALIA: 17-0

2014	WMW	USA vs. Australia	82-70
2012	WOLYTW	USA vs. Australia	86-73
2010	WMW	USA vs. Australia	83-75
2008	WOLYTW	USA vs. Australia	92-65
2004	WOLYTW	USA vs. Australia	74-63
2002	WMW	USA vs. Australia	71-56
2000	WOLYTW	USA vs. Australia	76-54
1996	WOLYTW	USA vs. Australia	93-71
1996	WOLYTW	USA vs. Australia	96-79
1994	WMW	USA vs. Australia	100-95
1994	WMW	USA vs. Australia	88-70
1986	WMW	USA vs. Australia	76-50
1984	WOLYTW	USA vs. Australia	81-47
1979	WMW	USA vs. Australia	74-59
1975	WMW	USA vs. Australia	65-52
1971	WMW	USA vs. Australia	60-49
1967	WMW	USA vs. Australia	42-38

USA - BELARUS: 1-0

2010	WMW	USA vs. Belarus	107-61
------	-----	-----------------	--------

USA - BRAZIL: 9-7

2006	WMW	USA vs. Brazil	99-59
1998	WMW	USA vs. Brazil	93-79
1997	COASW	USA vs. Brazil	95-101
1997	COASW	USA vs. Brazil	83-87
1996	WOLYTW	USA vs. Brazil	111-87
1994	WMW	USA vs. Brazil	107-110
1993	COASW	USA vs. Brazil	92-99
1993	COASW	USA vs. Brazil	106-92
1989	COASW	USA vs. Brazil	90-95
1983	WMW	USA vs. Brazil	109-78
1975	WMW	USA vs. Brazil	104-72
1967	WMW	USA vs. Brazil	44-56
1964	WMW	USA vs. Brazil	51-43
1957	WMW	USA vs. Brazil	67-44
1953	WMW	USA vs. Brazil	23-29

USA - CANADA: 11-1

2012	WOLYTW	USA vs. Canada	91-48
2010	WMW	USA vs. Canada	87-46
2007	COPSW	USA vs. Canada	85-37
1997	COASW	USA vs. Canada	85-66
1994	WMW	USA vs. Canada	98-65
1990	WMW	USA vs. Canada	95-70
1986	WMW	USA vs. Canada	82-59
1984	WOLYTW	USA vs. Canada	92-61
1979	WMW	USA vs. Canada	77-61
1976	WOLYTW	USA vs. Canada	89-75
1975	WMW	USA vs. Canada	68-74
1971	WMW	USA vs. Canada	80-60

USA - CHINA: 11-0

2014	WMW	USA vs. China	87-56
2012	WOLYTW	USA vs. China	114-66
2008	WOLYTW	USA vs. China	108-63
2006	WMW	USA vs. China	119-72
2004	WOLYTW	USA vs. China	100-62
1998	WMW	USA vs. China	70-54
1992	WOLYTW	USA vs. China	93-67
1988	WOLYTW	USA vs. China	94-79
1986	WMW	USA vs. China	99-74
1984	WOLYTW	USA vs. China	91-55
1983	WMW	USA vs. China	101-91

USA - SPAIN: 8-0

2014	WMW	USA vs. Spain	77-64
2010	WMW	USA vs. Spain	106-70
2008	WOLYTW	USA vs. Spain	93-55
2004	WOLYTW	USA vs. Spain	71-58
2002	WMW	USA vs. Spain	94-55
1998	WMW	USA vs. Spain	79-68
1994	WMW	USA vs. Spain	92-71
1992	WOLYTW	USA vs. Spain	114-59

USA - FRANCE: 8-1

2014	WMW	USA vs. France	94-72
2012	WOLYTW	USA vs. France	86-50
2010	WMW	USA vs. France	81-60
2006	WMW	USA vs. France	76-41
2002	WMW	USA vs. France	101-68
1979	WMW	USA vs. France	80-59
1971	WMW	USA vs. France	51-68
1964	WMW	USA vs. France	48-37
1953	WMW	USA vs. France	41-37

USA - JAPAN: 3-2

1998	WMW	USA vs. Japan	95-89
1996	WOLYTW	USA vs. Japan	108-93
1979	WMW	USA vs. Japan	84-65
1976	WOLYTW	USA vs. Japan	71-84
1975	WMW	USA vs. Japan	71-73

USA - SENEGAL: 4-0

2010	WMW	USA vs. Senegal	108-52
1998	WMW	USA vs. Senegal	77-48
1990	WMW	USA vs. Senegal	106-36
1975	WMW	USA vs. Senegal	89-33

USA - SERBIA: 1-0

2014	WMW	USA vs. Serbia	94-74
------	-----	----------------	-------

USA - TURKEY: 1-0

2012	WOLYTW	USA vs. Turkey	89-58
------	--------	----------------	-------

RANKING WOMEN

COUNTRY	PTS		
1. USA	1000.0	47. Ecuador	9.6
2. Australia	590.0	49. Philippines	9.0
3. Spain	540.0	50. Hungary	8.0
4. France	485.0	50. Paraguay	8.0
5. Czech Republic	416.0	50. Virgin Islands	8.0
6. Russia	394.0	53. Cote d'Ivoire	7.6
7. Brazil	296.0	54. Lebanon	7.5
8. China	286.0	54. Uzbekistan	7.5
9. Canada	280.0	56. Sri Lanka	6.3
10. Belarus	239.0	57. Germany	6.0
10. Turkey	239.0	57. Indonesia	6.0
12. Korea	185.0	59. Hong Kong	4.5
13. Cuba	131.0	60. Egypt	4.4
14. Serbia	126.0	61. Rwanda	4.0
15. Argentina	124.2	62. Guinea	3.6
16. Japan	118.0	62. Tunisia	3.6
17. Latvia	85.0	64. D.P.R. of Korea	3.3
18. Angola	79.0	65. Algeria	3.2
19. Mali	74.6	66. South Africa	3.0
20. Croatia	74.0	67. Dem.Rep. of Congo	2.4
21. Greece	69.0	67. Gabon	2.4
22. New Zealand	61.0	67. Singapore	2.4
23. Great Britain	59.0	70. Madagascar	2.2
24. Senegal	49.0	71. Cape Verde	2.0
25. Puerto Rico	44.8	72. Kenya	1.8
26. Lithuania	37.0	72. Uganda	1.8
27. Chile	36.8	74. Ghana	1.4
28. Mozambique	36.0	74. Mauritius	1.4
29. Montenegro	35.0	74. Zimbabwe	1.4
29. Slovak Republic	35.0	77. Romania	1.0
31. Venezuela	29.6		
32. Italy	28.0		
33. Dominican Republic	24.0		
34. Jamaica	18.4		
35. Chinese Taipei	18.0		
36. Mexico	17.6		
37. Poland	17.0		
37. Sweden	17.0		
39. Cameroon	16.0		
40. India	15.9		
41. Ukraine	15.0		
42. Nigeria	14.4		
43. Kazakhstan	13.2		
43. Malaysia	13.2		
45. Israel	12.0		
45. Thailand	12.0		
47. Colombia	9.6		

RANKING COMBINED

COUNTRY	PTS		
1. USA	3280.0	68. Bahamas	28.0
2. Spain	1995.0	69. Jamaica	27.2
3. France	1410.0	69. Panama	27.2
4. Australia	1166.0	71. MKD	27.0
5. Russia	1133.0	72. Costa Rica	26.4
6. Argentina	1033.6	73. Cameroon	26.2
7. Canada	984.8	74. Indonesia	23.1
8. Brazil	976.0	75. Paraguay	22.4
9. Serbia	925.0	76. Sri Lanka	21.6
10. Turkey	884.0	77. Guatemala	17.6
11. Lithuania	809.0	78. Singapore	16.8
12. China	776.4	79. Qatar	16.2
13. Czech Republic	672.0	80. Rwanda	15.8
14. Croatia	620.0	81. Uzbekistan	15.6
15. Greece	537.0	82. Gabon	14.2
16. Korea	426.1	83. Bahrain	14.1
17. Italy	346.0	84. Georgia	14.0
18. Japan	340.4	84. Morocco	14.0
19. Puerto Rico	333.8	86. Madagascar	12.0
20. Latvia	271.0	87. Central African Republic	11.8
21. Mexico	258.8	88. South Africa	11.4
22. Angola	258.4	89. Kuwait	11.1
23. Belarus	243.0	90. Denmark	11.0
24. Mali	229.8	91. Kenya	10.0
25. Slovenia	222.0	92. Kingdom of Saudi Arabia	9.9
26. Egypt	204.0	93. Ecuador	9.6
27. New Zealand	203.0	94. United Arab Emirates	9.3
28. Venezuela	174.4	95. Dem.Rep. of Congo	9.2
29. Dominican Republic	172.0	96. Tahiti	9.0
29. Germany	172.0	97. El Salvador	8.8
31. Islamic Republic of Iran	163.6	97. Honduras	8.8
32. Cuba	157.4	99. Guinea	8.2
33. Tunisia	142.6	100. Cape Verde	7.6
34. Poland	137.0	101. Iraq	7.5
35. Belgium	134.0	102. New Caledonia	7.4
36. China	127.2	102. Republic of Congo	7.4
37. Great Britain	127.0	104. Botswana	4.4
38. Nigeria	119.4	104. Guam	4.4
39. Senegal	112.2	104. Republic of Benin	4.4
40. Hungary	111.0	107. Uganda	4.2
41. Philippines	101.1	108. Estonia	4.0
42. Netherlands	101.0	108. Romania	4.0
43. Bosnia and Herzegovina	98.0	110. Yemen	3.9
44. Mozambique	89.2	111. Ghana	3.6
45. Chile	87.8	112. D.P.R. of Korea	3.3
46. Slovak Republic	87.0	113. Palestine	2.7
47. Uruguay	79.2	114. Fiji	2.4
48. Kazakhstan	73.3	115. Papua New Guinea	2.3
49. Ukraine	73.0	115. Samoa	2.3
50. Portugal	71.0	117. Kyrgyzstan	2.1
51. Sweden	70.0	117. Laos	2.1
52. India	66.6	117. Macau	2.1
53. Montenegro	62.0	120. American Samoa	2.0
54. Cote d'Ivoire	59.4	120. Iles Comores	2.0
55. Malaysia	58.5	120. Solomon Islands	2.0
56. Finland	53.0	120. Zimbabwe	2.0
57. Jordan	48.8	124. Equatorial Guinea	1.8
58. Thailand	45.6	125. Ethiopia	1.6
59. Israel	45.0	125. Libya	1.6
60. Lebanon	39.5	127. Mongolia	1.5
61. Hong Kong	37.2	128. Mauritius	1.4
62. Virgin Islands	34.4	129. Bangladesh	1.2
63. Algeria	32.4	130. Iceland	1.0
64. England	32.0	131. Chad	0.8
65. Bulgaria	30.0	132. Burkina Faso	0.6
66. Syria	29.1	132. Togo	0.6
67. Colombia	28.8		